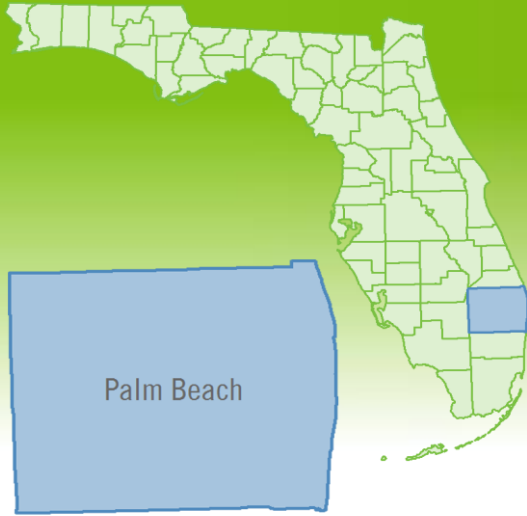


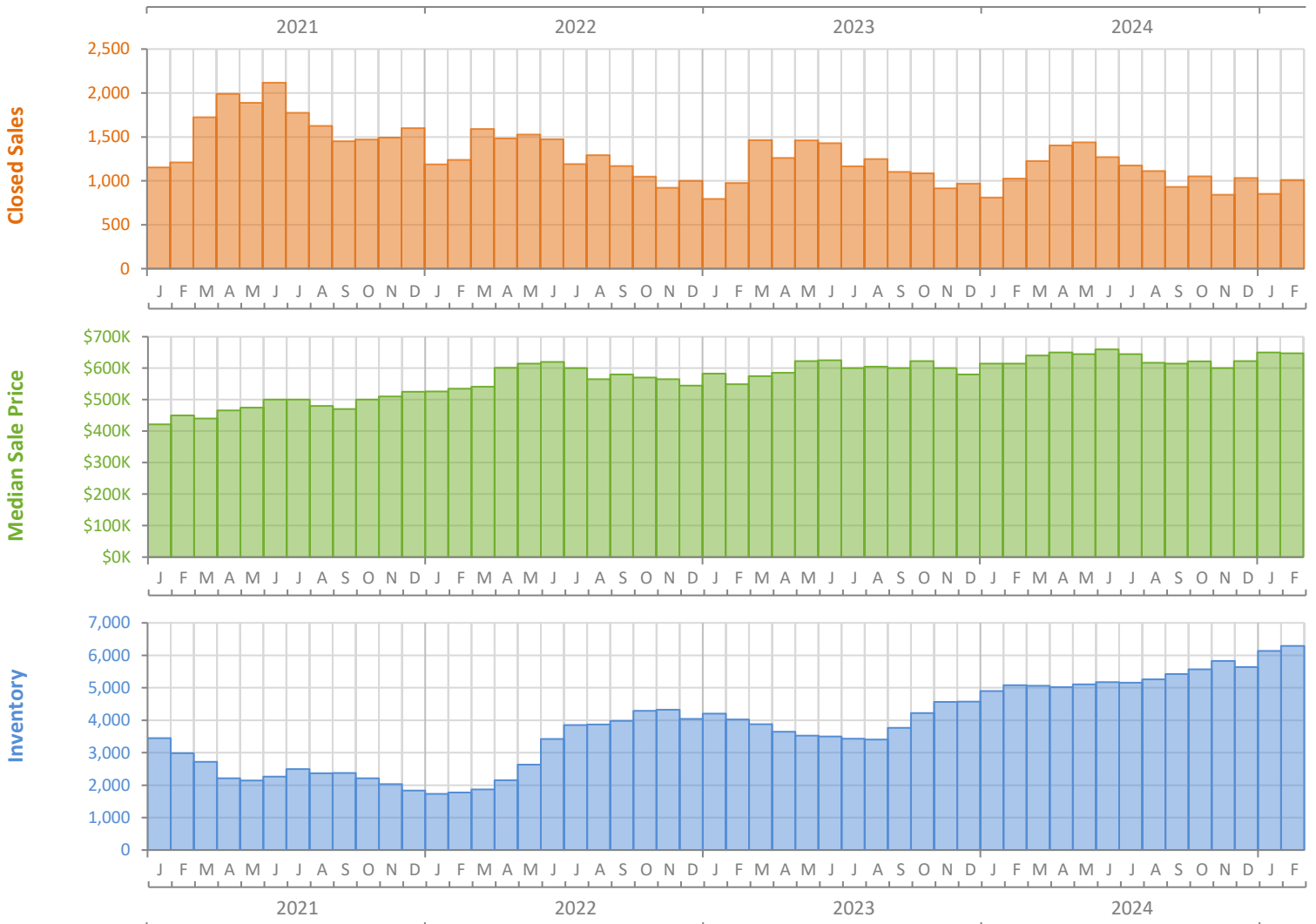
Monthly Market Summary - February 2025

Single-Family Homes

Palm Beach County



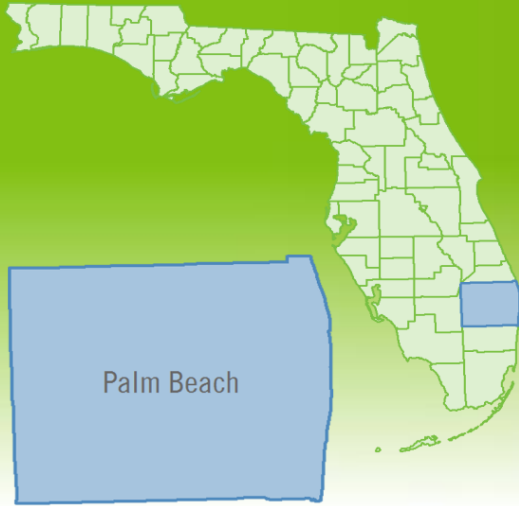
	February 2025	February 2024	Percent Change Year-over-Year
Closed Sales	1,009	1,026	-1.7%
Paid in Cash	450	485	-7.2%
Median Sale Price	\$647,000	\$615,000	5.2%
Average Sale Price	\$1,264,860	\$1,031,540	22.6%
Dollar Volume	\$1.3 Billion	\$1.1 Billion	20.6%
Med. Pct. of Orig. List Price Received	93.9%	94.4%	-0.5%
Median Time to Contract	50 Days	38 Days	31.6%
Median Time to Sale	89 Days	78 Days	14.1%
New Pending Sales	1,372	1,438	-4.6%
New Listings	1,874	1,877	-0.2%
Pending Inventory	1,899	2,059	-7.8%
Inventory (Active Listings)	6,292	5,080	23.9%
Months Supply of Inventory	5.7	4.4	29.5%



Monthly Distressed Market - February 2025

Single-Family Homes

Palm Beach County



		February 2025	February 2024	Percent Change Year-over-Year
Traditional	Closed Sales	1,000	1,022	-2.2%
	Median Sale Price	\$650,000	\$617,000	5.3%
Foreclosure/REO	Closed Sales	7	2	250.0%
	Median Sale Price	\$500,000	\$462,058	8.2%
Short Sale	Closed Sales	2	2	0.0%
	Median Sale Price	\$364,000	\$698,300	-47.9%

