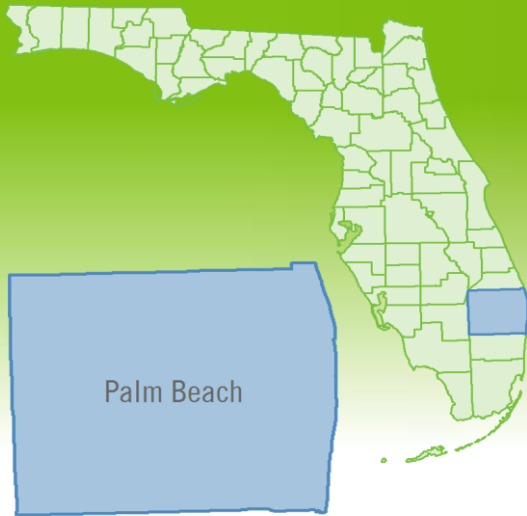


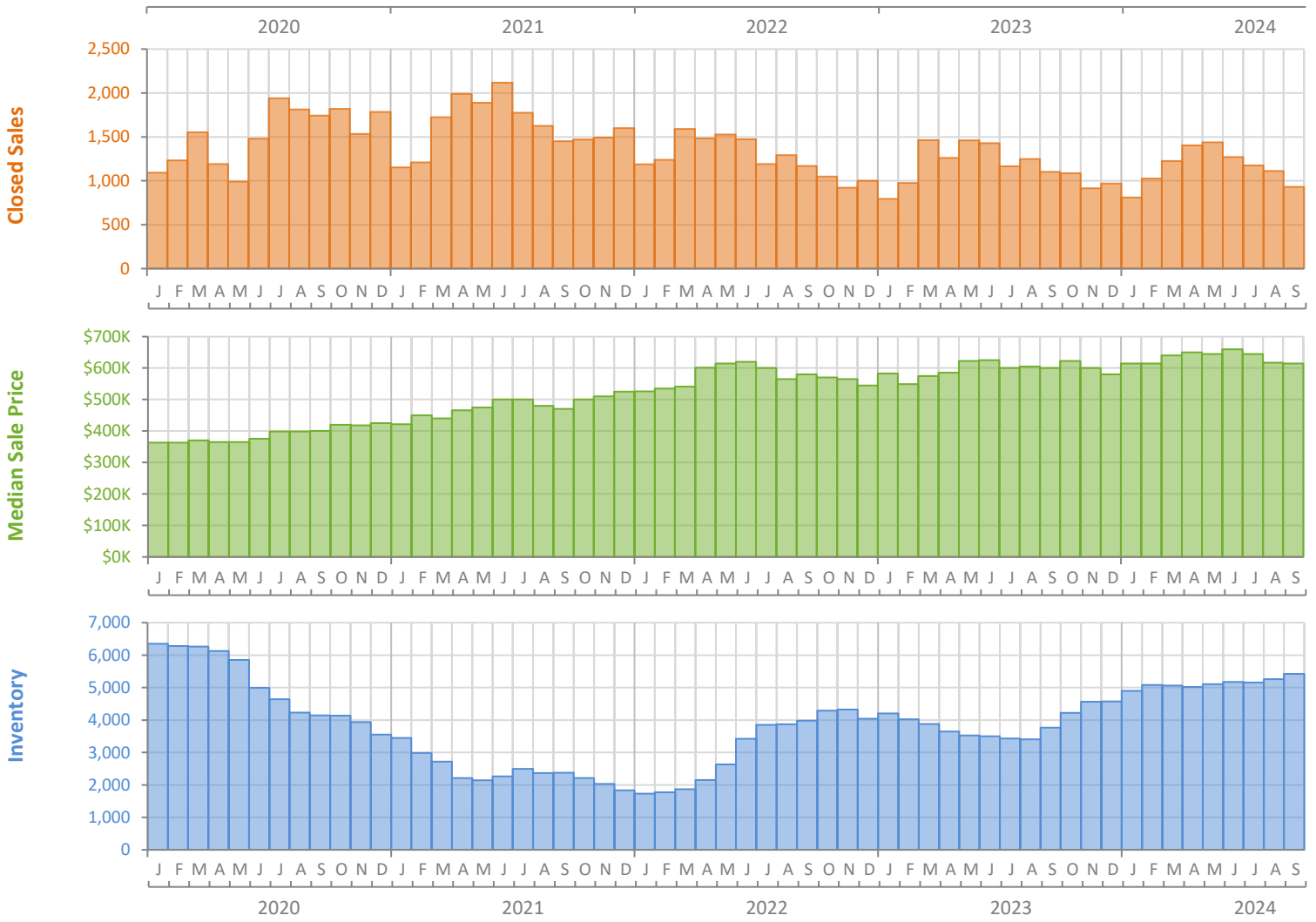
Monthly Market Summary - September 2024

Single-Family Homes

Palm Beach County



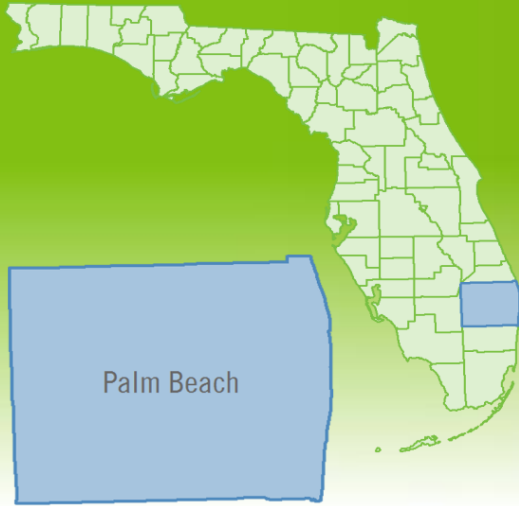
	September 2024	September 2023	Percent Change Year-over-Year
Closed Sales	932	1,102	-15.4%
Paid in Cash	387	489	-20.9%
Median Sale Price	\$615,000	\$600,000	2.5%
Average Sale Price	\$1,003,253	\$946,935	5.9%
Dollar Volume	\$935.0 Million	\$1.0 Billion	-10.4%
Med. Pct. of Orig. List Price Received	94.1%	96.2%	-2.2%
Median Time to Contract	42 Days	24 Days	75.0%
Median Time to Sale	85 Days	67 Days	26.9%
New Pending Sales	1,041	1,131	-8.0%
New Listings	1,494	1,692	-11.7%
Pending Inventory	1,577	1,667	-5.4%
Inventory (Active Listings)	5,424	3,765	44.1%
Months Supply of Inventory	4.9	3.3	48.5%



Monthly Distressed Market - September 2024

Single-Family Homes

Palm Beach County



		September 2024	September 2023	Percent Change Year-over-Year
Traditional	Closed Sales	926	1,093	-15.3%
	Median Sale Price	\$616,250	\$603,750	2.1%
Foreclosure/REO	Closed Sales	5	8	-37.5%
	Median Sale Price	\$377,000	\$400,875	-6.0%
Short Sale	Closed Sales	1	1	0.0%
	Median Sale Price	\$605,000	\$400,000	51.3%

