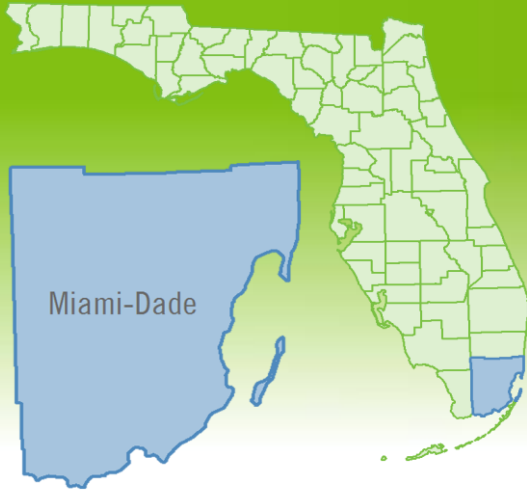


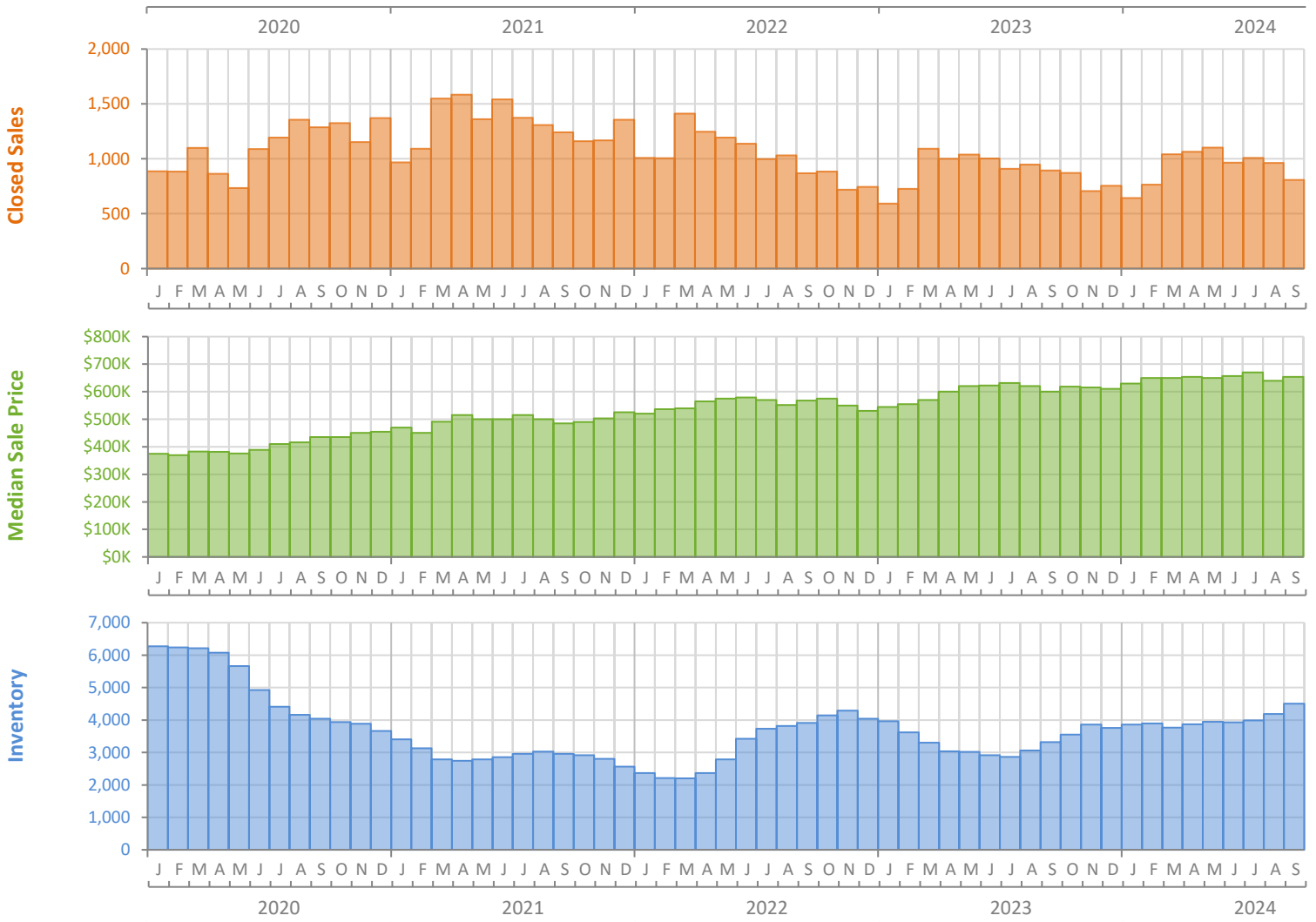
Monthly Market Summary - September 2024

Single-Family Homes

Miami-Dade County



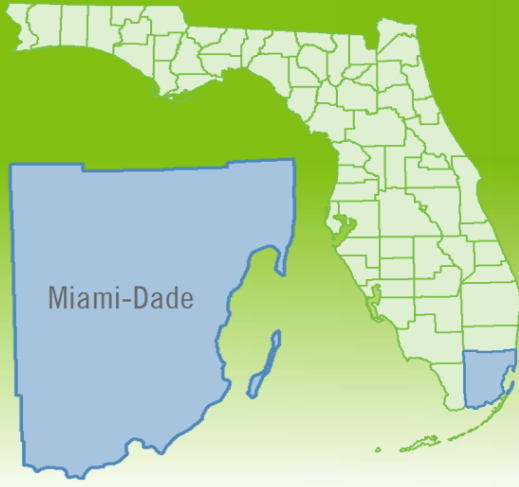
	September 2024	September 2023	Percent Change Year-over-Year
Closed Sales	809	894	-9.5%
Paid in Cash	170	245	-30.6%
Median Sale Price	\$653,400	\$600,000	8.9%
Average Sale Price	\$1,100,440	\$1,099,752	0.1%
Dollar Volume	\$890.3 Million	\$983.2 Million	-9.5%
Med. Pct. of Orig. List Price Received	96.0%	98.0%	-2.0%
Median Time to Contract	32 Days	21 Days	52.4%
Median Time to Sale	71 Days	64 Days	10.9%
New Pending Sales	839	875	-4.1%
New Listings	1,479	1,367	8.2%
Pending Inventory	1,369	1,388	-1.4%
Inventory (Active Listings)	4,503	3,318	35.7%
Months Supply of Inventory	5.1	3.8	34.2%



Monthly Distressed Market - September 2024

Single-Family Homes

Miami-Dade County



		September 2024	September 2023	Percent Change Year-over-Year
Traditional	Closed Sales	801	875	-8.5%
	Median Sale Price	\$653,400	\$600,000	8.9%
Foreclosure/REO	Closed Sales	6	13	-53.8%
	Median Sale Price	\$608,000	\$455,000	33.6%
Short Sale	Closed Sales	2	6	-66.7%
	Median Sale Price	\$739,000	\$373,750	97.7%

