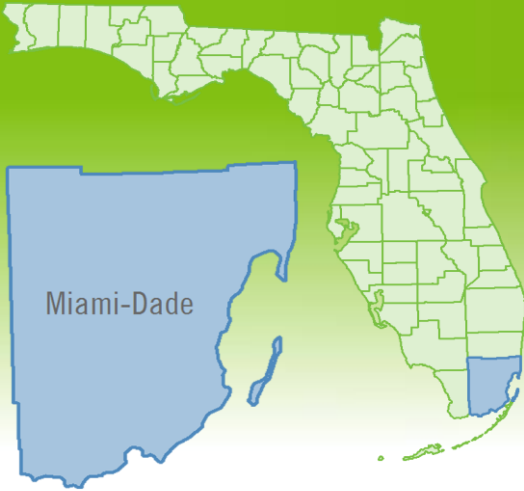


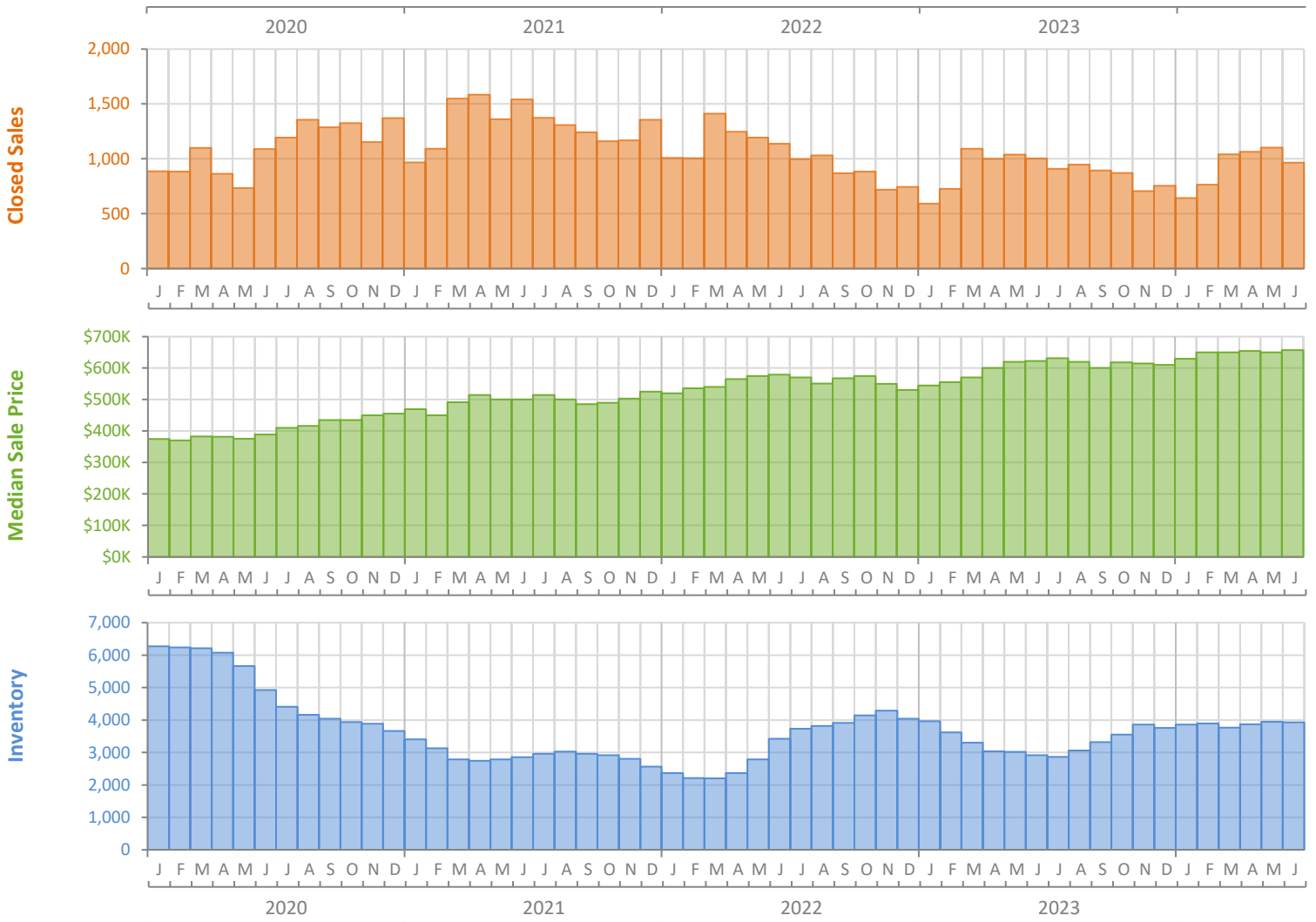
Monthly Market Summary - June 2024

Single-Family Homes

Miami-Dade County



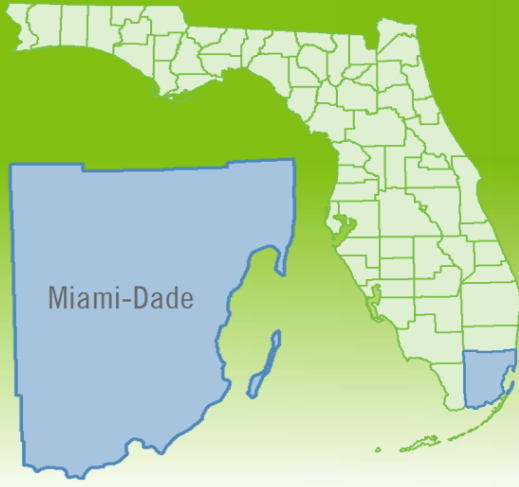
	June 2024	June 2023	Percent Change Year-over-Year
Closed Sales	966	1,004	-3.8%
Paid in Cash	238	267	-10.9%
Median Sale Price	\$657,000	\$622,500	5.5%
Average Sale Price	\$1,259,169	\$1,034,110	21.8%
Dollar Volume	\$1.2 Billion	\$1.0 Billion	17.2%
Med. Pct. of Orig. List Price Received	96.5%	97.3%	-0.8%
Median Time to Contract	28 Days	27 Days	3.7%
Median Time to Sale	69 Days	71 Days	-2.8%
New Pending Sales	1,036	1,064	-2.6%
New Listings	1,376	1,241	10.9%
Pending Inventory	1,646	1,642	0.2%
Inventory (Active Listings)	3,929	2,911	35.0%
Months Supply of Inventory	4.4	3.3	33.3%



Monthly Distressed Market - June 2024

Single-Family Homes

Miami-Dade County



		June 2024	June 2023	Percent Change Year-over-Year
Traditional	Closed Sales	950	986	-3.7%
	Median Sale Price	\$660,000	\$625,000	5.6%
Foreclosure/REO	Closed Sales	12	14	-14.3%
	Median Sale Price	\$500,000	\$514,175	-2.8%
Short Sale	Closed Sales	4	4	0.0%
	Median Sale Price	\$389,000	\$293,750	32.4%

