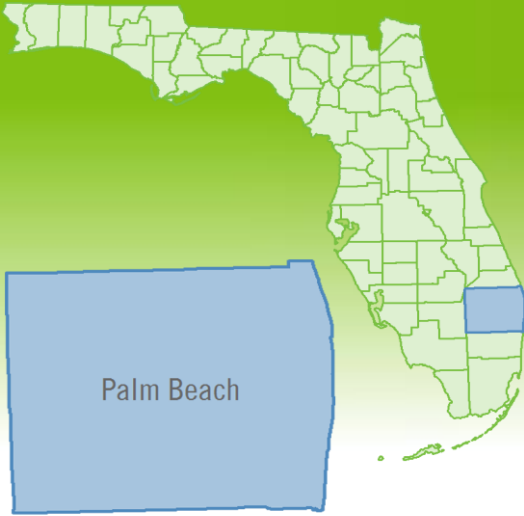


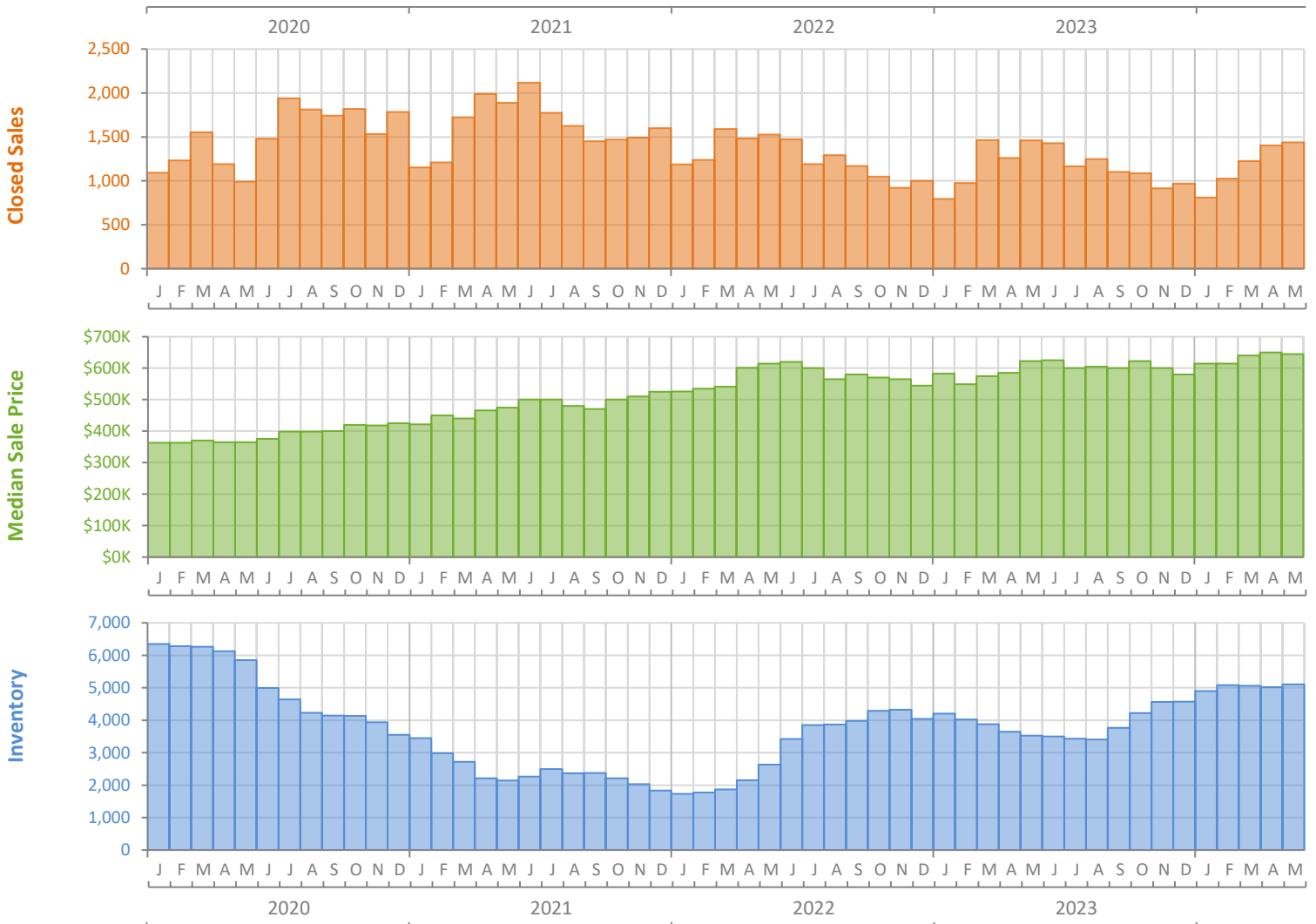
Monthly Market Summary - May 2024

Single-Family Homes

Palm Beach County



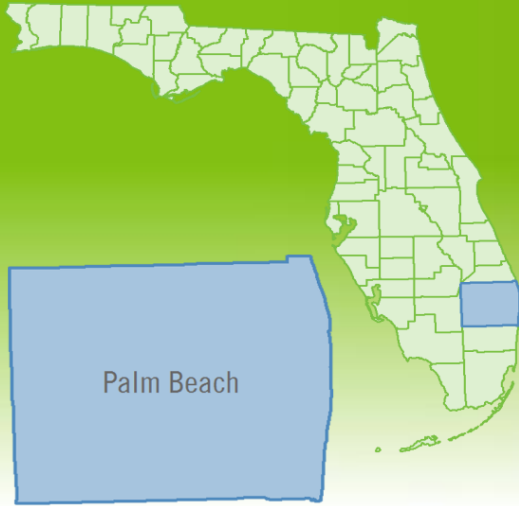
	May 2024	May 2023	Percent Change Year-over-Year
Closed Sales	1,439	1,460	-1.4%
Paid in Cash	662	647	2.3%
Median Sale Price	\$645,000	\$622,500	3.6%
Average Sale Price	\$1,267,931	\$1,164,938	8.8%
Dollar Volume	\$1.8 Billion	\$1.7 Billion	7.3%
Med. Pct. of Orig. List Price Received	94.1%	95.0%	-0.9%
Median Time to Contract	39 Days	27 Days	44.4%
Median Time to Sale	84 Days	75 Days	12.0%
New Pending Sales	1,313	1,422	-7.7%
New Listings	1,793	1,591	12.7%
Pending Inventory	1,979	2,167	-8.7%
Inventory (Active Listings)	5,108	3,529	44.7%
Months Supply of Inventory	4.4	3.0	46.7%



Monthly Distressed Market - May 2024

Single-Family Homes

Palm Beach County



		May 2024	May 2023	Percent Change Year-over-Year
Traditional	Closed Sales	1,432	1,454	-1.5%
	Median Sale Price	\$649,500	\$625,000	3.9%
Foreclosure/REO	Closed Sales	5	5	0.0%
	Median Sale Price	\$240,000	\$340,000	-29.4%
Short Sale	Closed Sales	2	1	100.0%
	Median Sale Price	\$575,500	\$670,000	-14.1%

