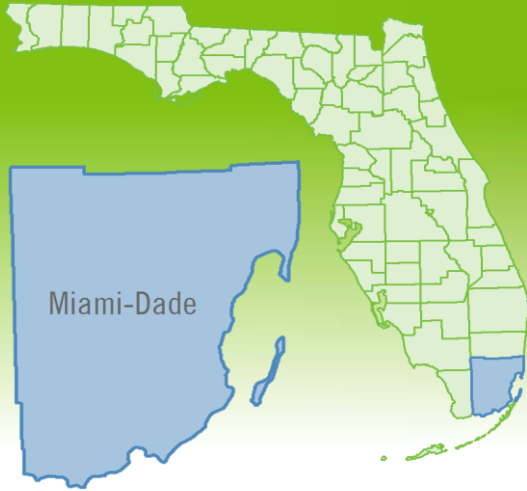


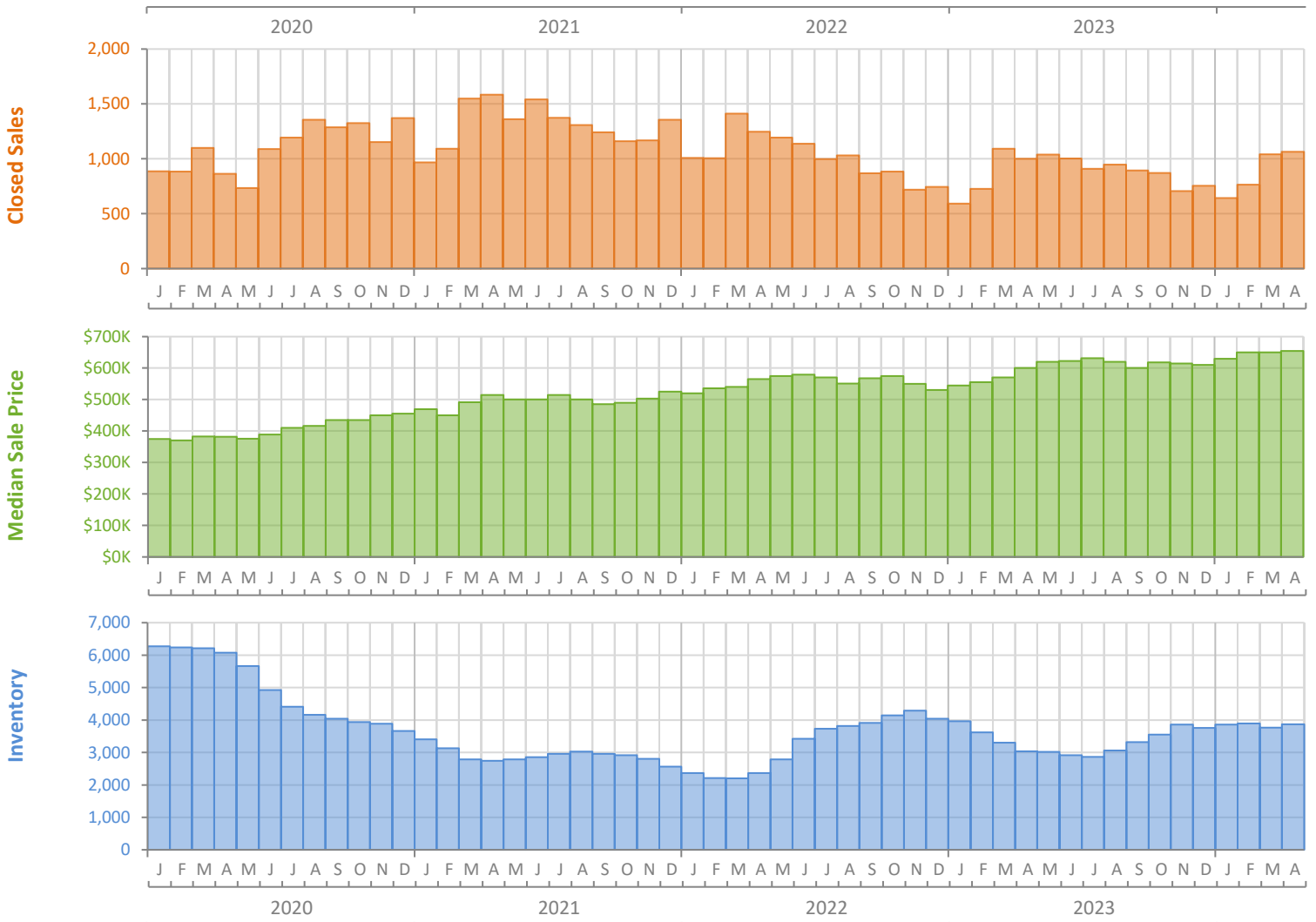
Monthly Market Summary - April 2024

Single-Family Homes

Miami-Dade County



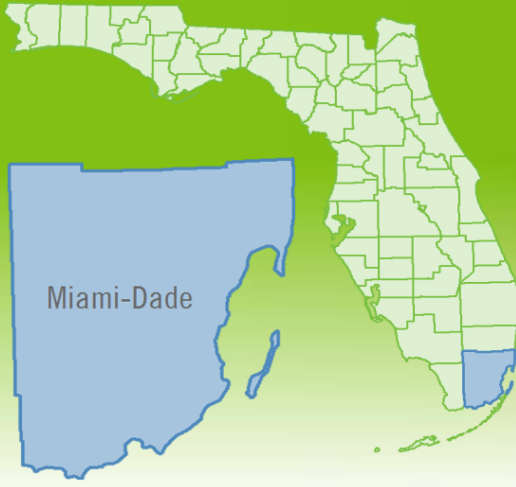
	April 2024	April 2023	Percent Change Year-over-Year
Closed Sales	1,065	1,000	6.5%
Paid in Cash	275	227	21.1%
Median Sale Price	\$654,000	\$600,000	9.0%
Average Sale Price	\$1,126,646	\$923,925	21.9%
Dollar Volume	\$1.2 Billion	\$923.9 Million	29.9%
Med. Pct. of Orig. List Price Received	96.7%	96.6%	0.1%
Median Time to Contract	28 Days	30 Days	-6.7%
Median Time to Sale	70 Days	71 Days	-1.4%
New Pending Sales	1,191	1,107	7.6%
New Listings	1,582	1,151	37.4%
Pending Inventory	1,764	1,796	-1.8%
Inventory (Active Listings)	3,864	3,036	27.3%
Months Supply of Inventory	4.4	3.3	33.3%



Monthly Distressed Market - April 2024

Single-Family Homes

Miami-Dade County



		April 2024	April 2023	Percent Change Year-over-Year
Traditional	Closed Sales	1,055	986	7.0%
	Median Sale Price	\$655,000	\$600,000	9.2%
Foreclosure/REO	Closed Sales	8	7	14.3%
	Median Sale Price	\$430,000	\$520,000	-17.3%
Short Sale	Closed Sales	2	7	-71.4%
	Median Sale Price	\$427,100	\$290,000	47.3%

