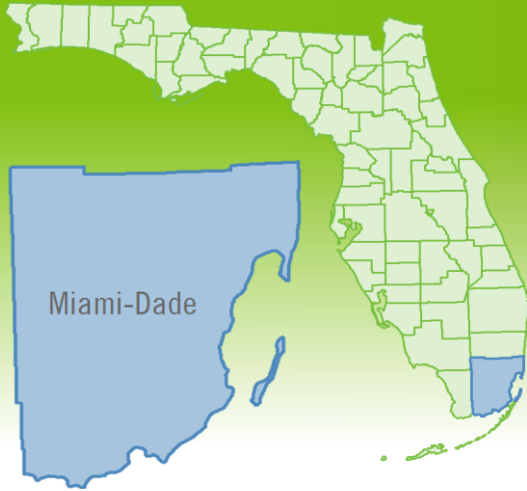


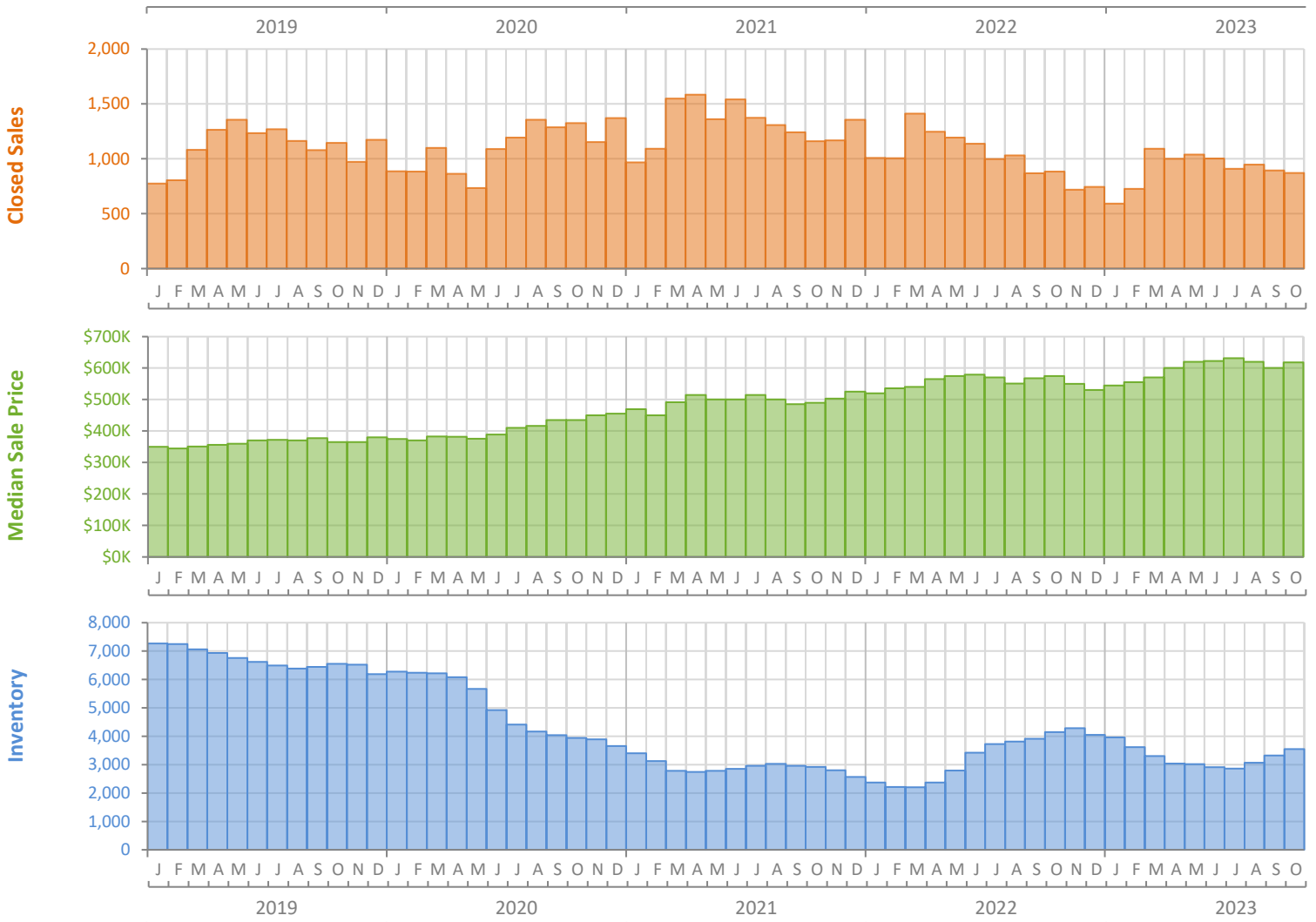
Monthly Market Summary - October 2023

Single-Family Homes

Miami-Dade County



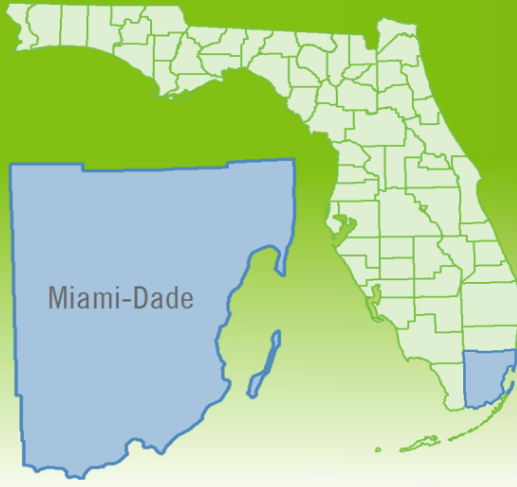
	October 2023	October 2022	Percent Change Year-over-Year
Closed Sales	871	884	-1.5%
Paid in Cash	256	216	18.5%
Median Sale Price	\$618,217	\$575,000	7.5%
Average Sale Price	\$1,117,267	\$984,375	13.5%
Dollar Volume	\$973.1 Million	\$870.2 Million	11.8%
Med. Pct. of Orig. List Price Received	96.9%	96.0%	0.9%
Median Time to Contract	26 Days	30 Days	-13.3%
Median Time to Sale	67 Days	75 Days	-10.7%
New Pending Sales	907	800	13.4%
New Listings	1,440	1,348	6.8%
Pending Inventory	1,340	1,378	-2.8%
Inventory (Active Listings)	3,550	4,142	-14.3%
Months Supply of Inventory	4.0	3.7	8.1%



Monthly Distressed Market - October 2023

Single-Family Homes

Miami-Dade County



		October 2023	October 2022	Percent Change Year-over-Year
Traditional	Closed Sales	860	865	-0.6%
	Median Sale Price	\$619,532	\$580,000	6.8%
Foreclosure/REO	Closed Sales	10	15	-33.3%
	Median Sale Price	\$422,750	\$375,000	12.7%
Short Sale	Closed Sales	1	4	-75.0%
	Median Sale Price	\$620,000	\$465,000	33.3%

