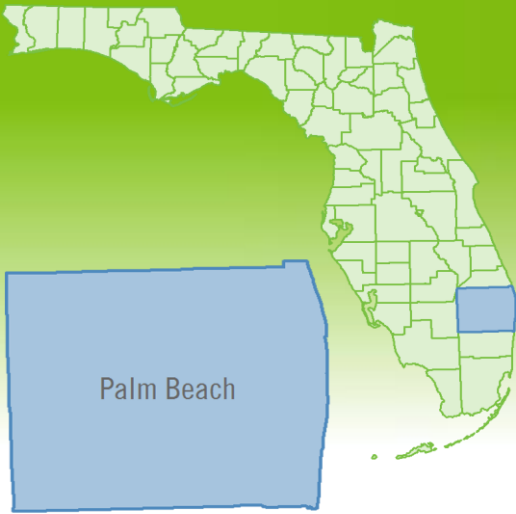


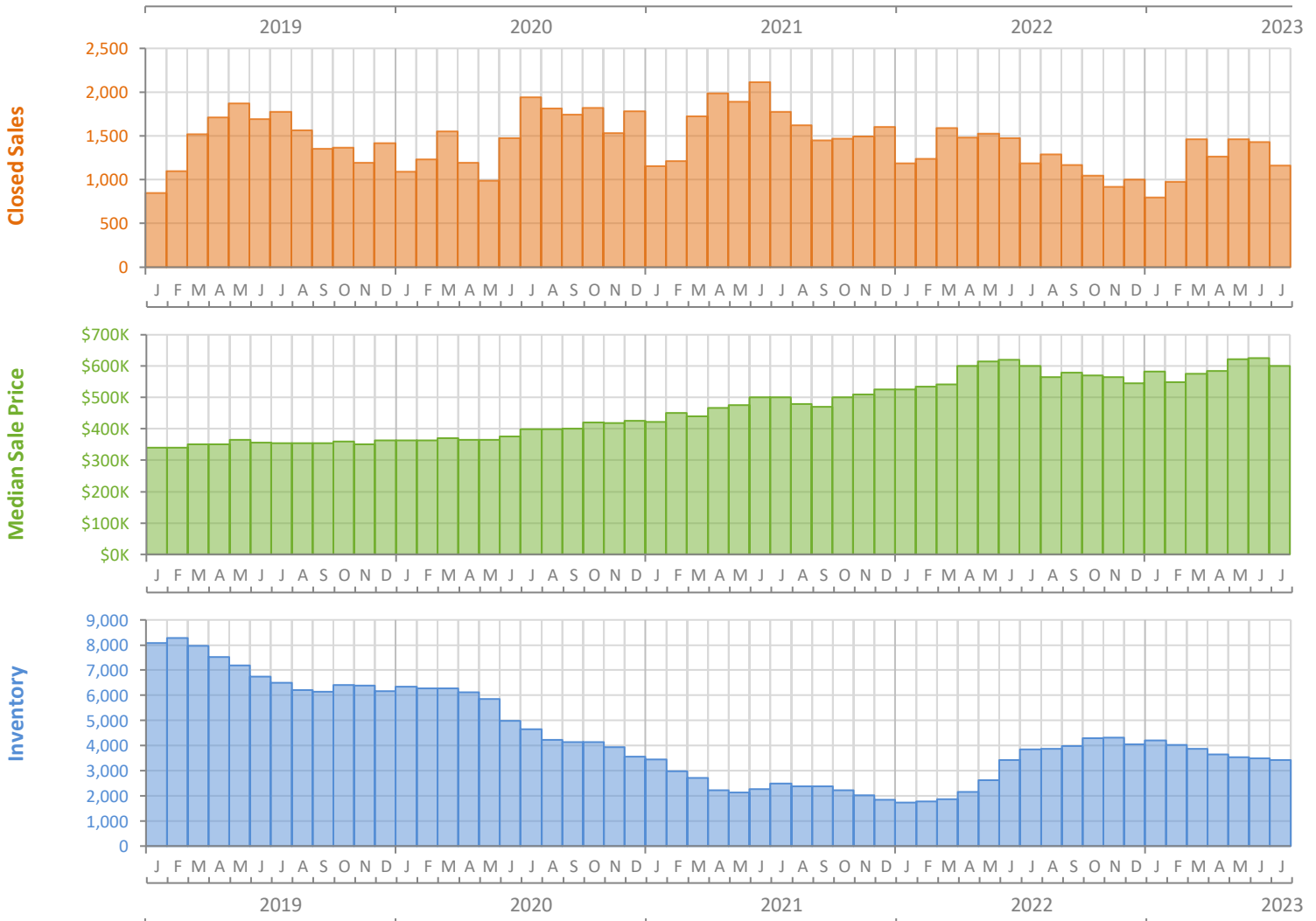
Monthly Market Summary - July 2023

Single-Family Homes

Palm Beach County



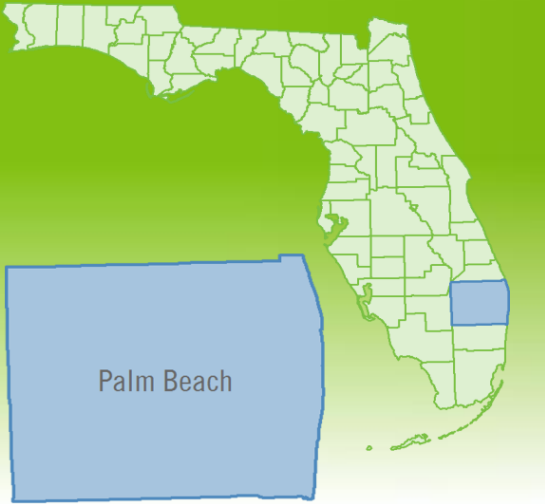
	July 2023	July 2022	Percent Change Year-over-Year
Closed Sales	1,164	1,190	-2.2%
Paid in Cash	499	531	-6.0%
Median Sale Price	\$600,000	\$600,000	0.0%
Average Sale Price	\$1,081,138	\$957,308	12.9%
Dollar Volume	\$1.3 Billion	\$1.1 Billion	10.5%
Med. Pct. of Orig. List Price Received	96.1%	98.2%	-2.1%
Median Time to Contract	22 Days	14 Days	57.1%
Median Time to Sale	66 Days	57 Days	15.8%
New Pending Sales	1,245	1,213	2.6%
New Listings	1,423	1,980	-28.1%
Pending Inventory	1,900	2,004	-5.2%
Inventory (Active Listings)	3,430	3,854	-11.0%
Months Supply of Inventory	2.9	2.7	7.4%



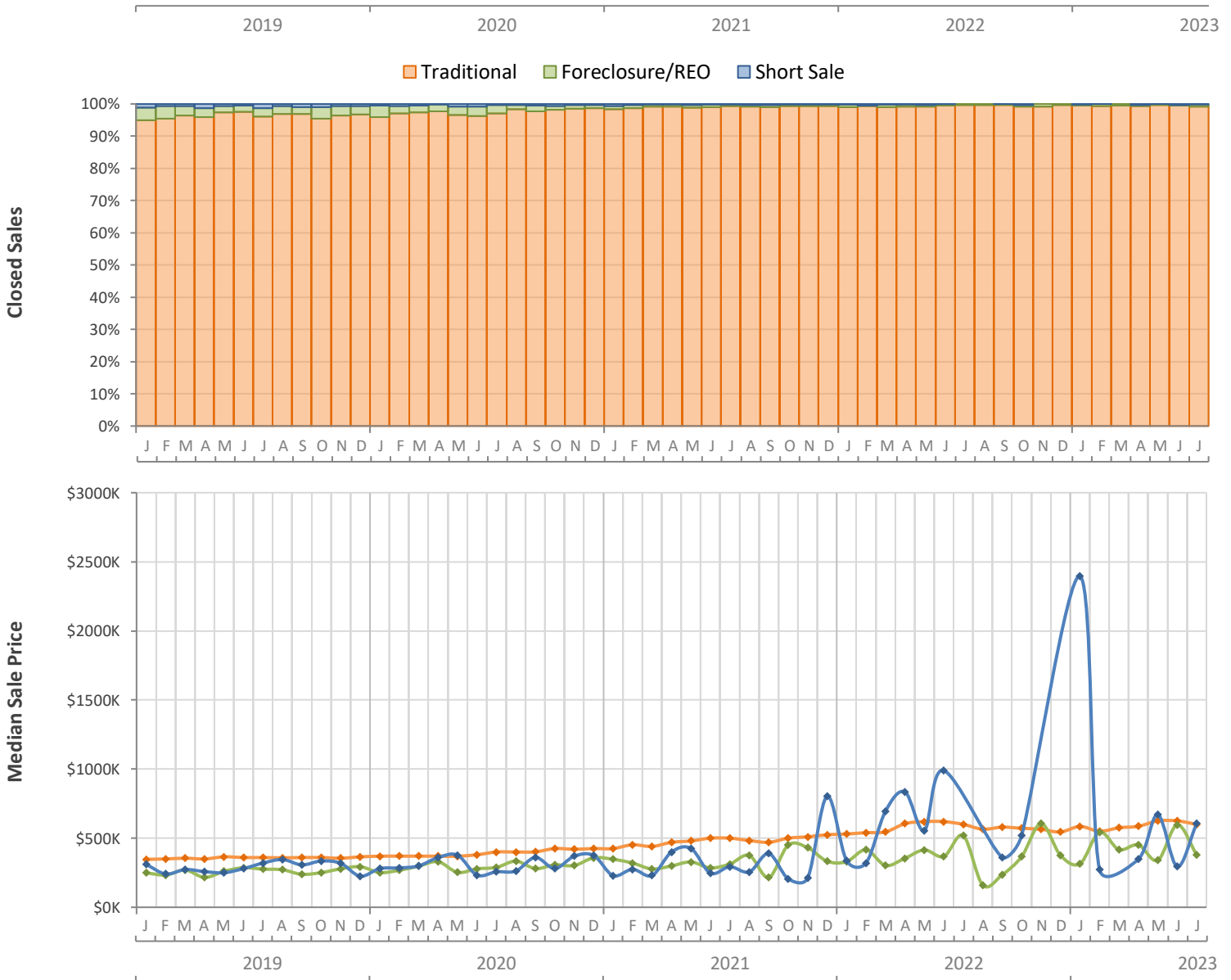
Monthly Distressed Market - July 2023

Single-Family Homes

Palm Beach County



		July 2023	July 2022	Percent Change Year-over-Year
Traditional	Closed Sales	1,154	1,186	-2.7%
	Median Sale Price	\$600,000	\$600,000	0.0%
Foreclosure/REO	Closed Sales	7	4	75.0%
	Median Sale Price	\$380,000	\$518,180	-26.7%
Short Sale	Closed Sales	3	0	N/A
	Median Sale Price	\$607,000	(No Sales)	N/A



Produced by Florida REALTORS® with data provided by Florida's multiple listing services. Statistics for each month compiled from MLS feeds on the 15th day of the following month. Data released on Tuesday, August 22, 2023. Next data release is Thursday, September 21, 2023.