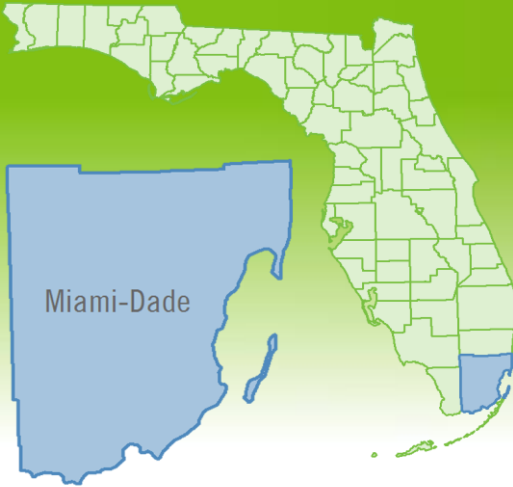


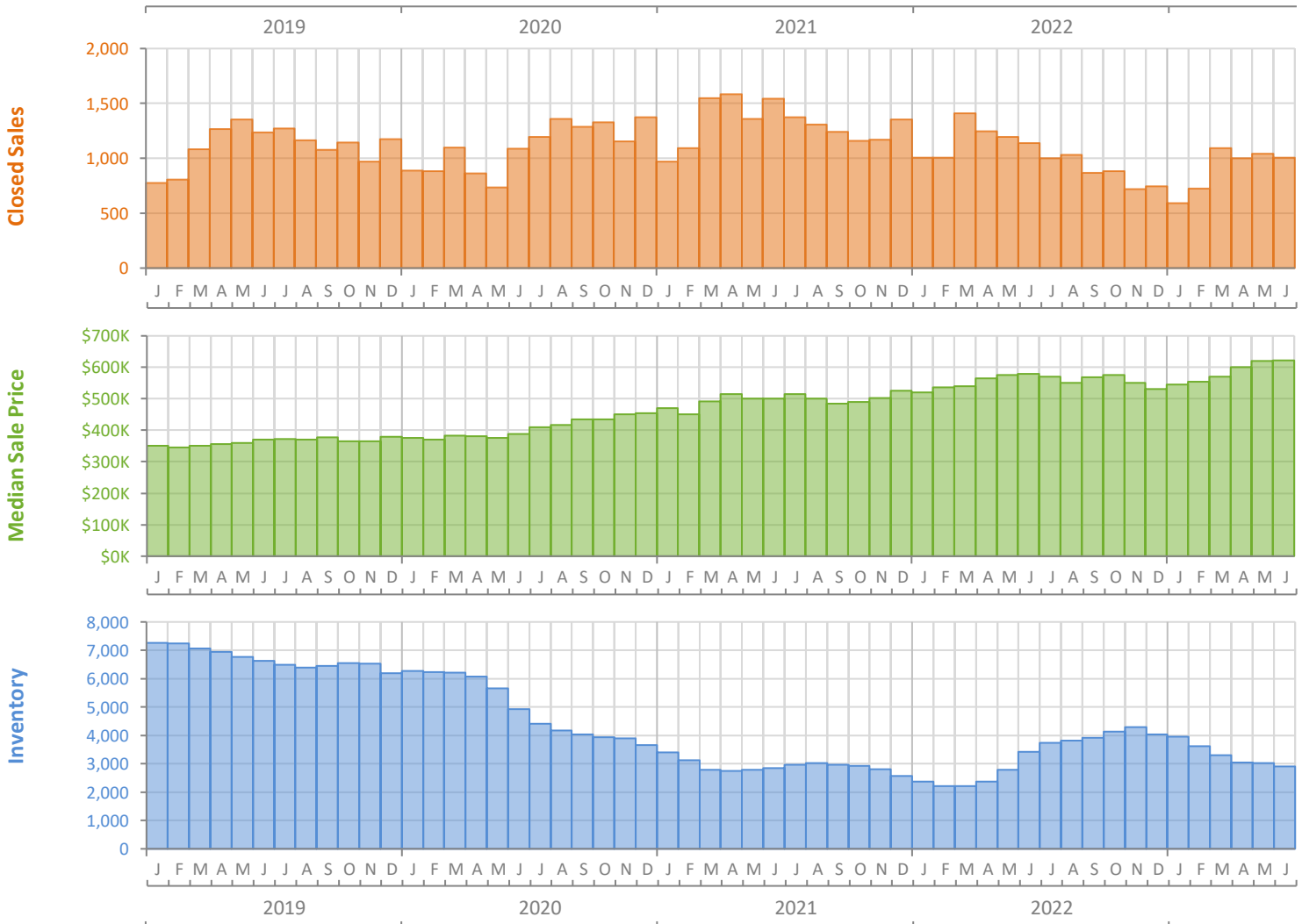
Monthly Market Summary - June 2023

Single-Family Homes

Miami-Dade County



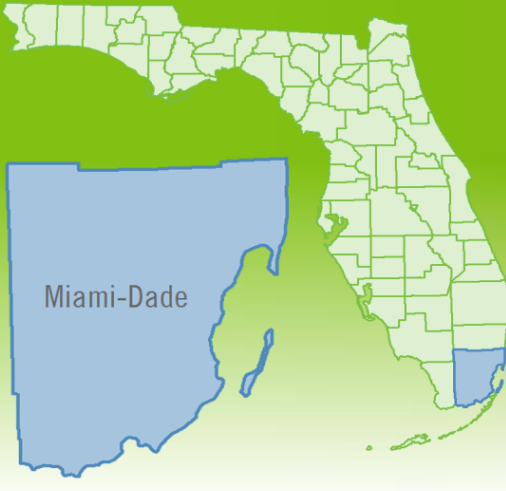
	June 2023	June 2022	Percent Change Year-over-Year
Closed Sales	1,004	1,139	-11.9%
Paid in Cash	267	344	-22.4%
Median Sale Price	\$622,500	\$579,000	7.5%
Average Sale Price	\$1,034,110	\$1,054,421	-1.9%
Dollar Volume	\$1.0 Billion	\$1.2 Billion	-13.6%
Med. Pct. of Orig. List Price Received	97.3%	100.0%	-2.7%
Median Time to Contract	27 Days	15 Days	80.0%
Median Time to Sale	71 Days	60 Days	18.3%
New Pending Sales	1,064	1,057	0.7%
New Listings	1,241	1,939	-36.0%
Pending Inventory	1,642	1,903	-13.7%
Inventory (Active Listings)	2,911	3,422	-14.9%
Months Supply of Inventory	3.3	2.8	17.9%



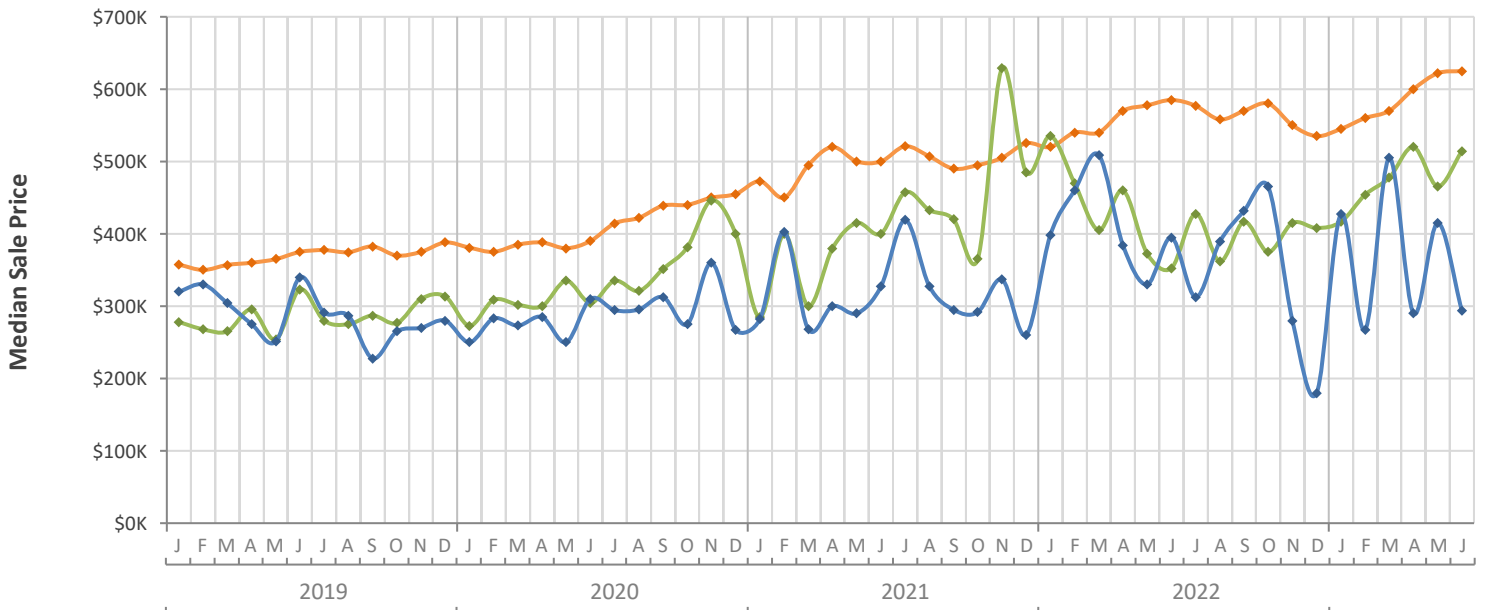
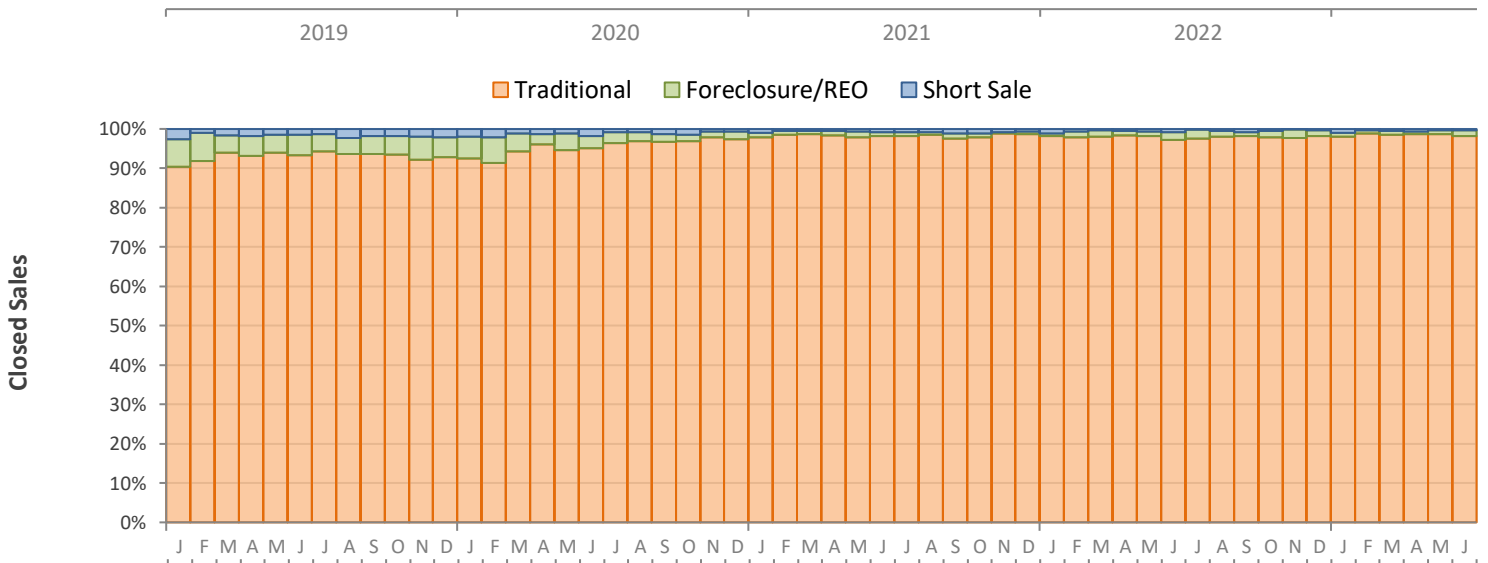
Monthly Distressed Market - June 2023

Single-Family Homes

Miami-Dade County



		June 2023	June 2022	Percent Change Year-over-Year
Traditional	Closed Sales	986	1,108	-11.0%
	Median Sale Price	\$625,000	\$585,000	6.8%
Foreclosure/REO	Closed Sales	14	22	-36.4%
	Median Sale Price	\$514,175	\$352,500	45.9%
Short Sale	Closed Sales	4	9	-55.6%
	Median Sale Price	\$293,750	\$395,000	-25.6%



Produced by Florida REALTORS® with data provided by Florida's multiple listing services. Statistics for each month compiled from MLS feeds on the 15th day of the following month. Data released on Thursday, July 20, 2023. Next data release is Tuesday, August 22, 2023.