

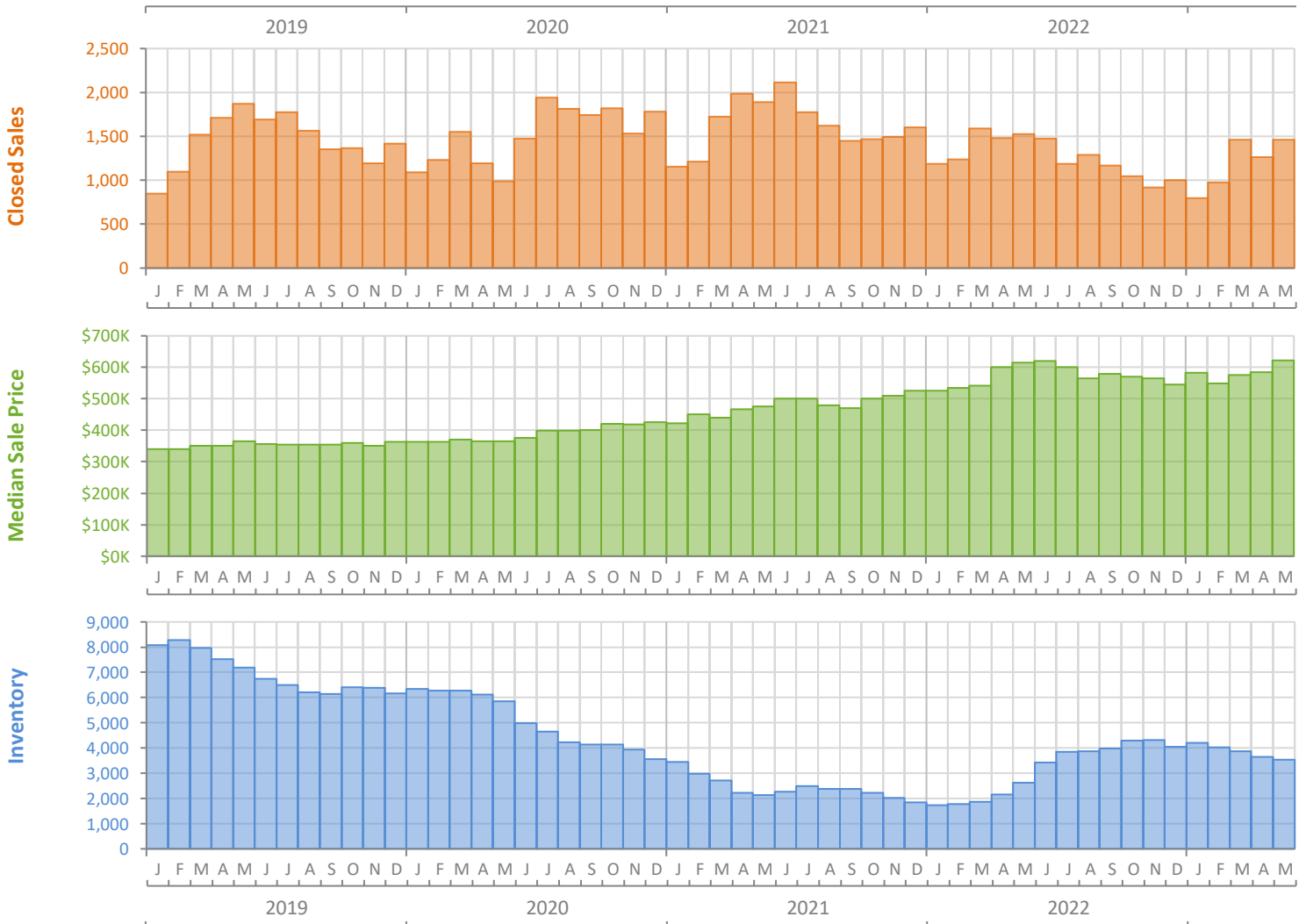
Monthly Market Summary - May 2023

Single-Family Homes

Palm Beach County



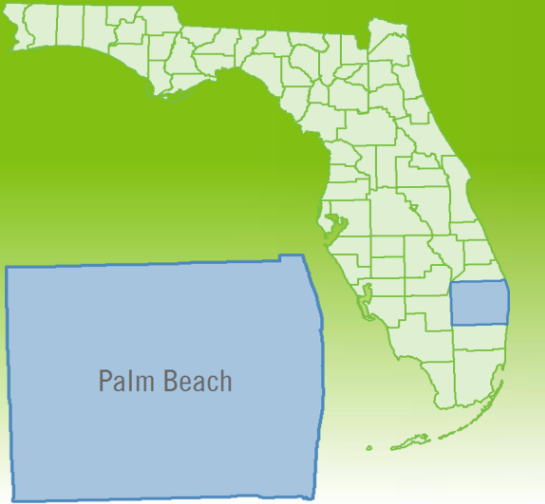
	May 2023	May 2022	Percent Change Year-over-Year
Closed Sales	1,460	1,527	-4.4%
Paid in Cash	647	750	-13.7%
Median Sale Price	\$622,500	\$615,000	1.2%
Average Sale Price	\$1,164,938	\$1,000,866	16.4%
Dollar Volume	\$1.7 Billion	\$1.5 Billion	11.3%
Med. Pct. of Orig. List Price Received	95.0%	100.0%	-5.0%
Median Time to Contract	27 Days	11 Days	145.5%
Median Time to Sale	75 Days	51 Days	47.1%
New Pending Sales	1,422	1,509	-5.8%
New Listings	1,591	2,222	-28.4%
Pending Inventory	2,167	2,502	-13.4%
Inventory (Active Listings)	3,529	2,631	34.1%
Months Supply of Inventory	3.0	1.7	76.5%



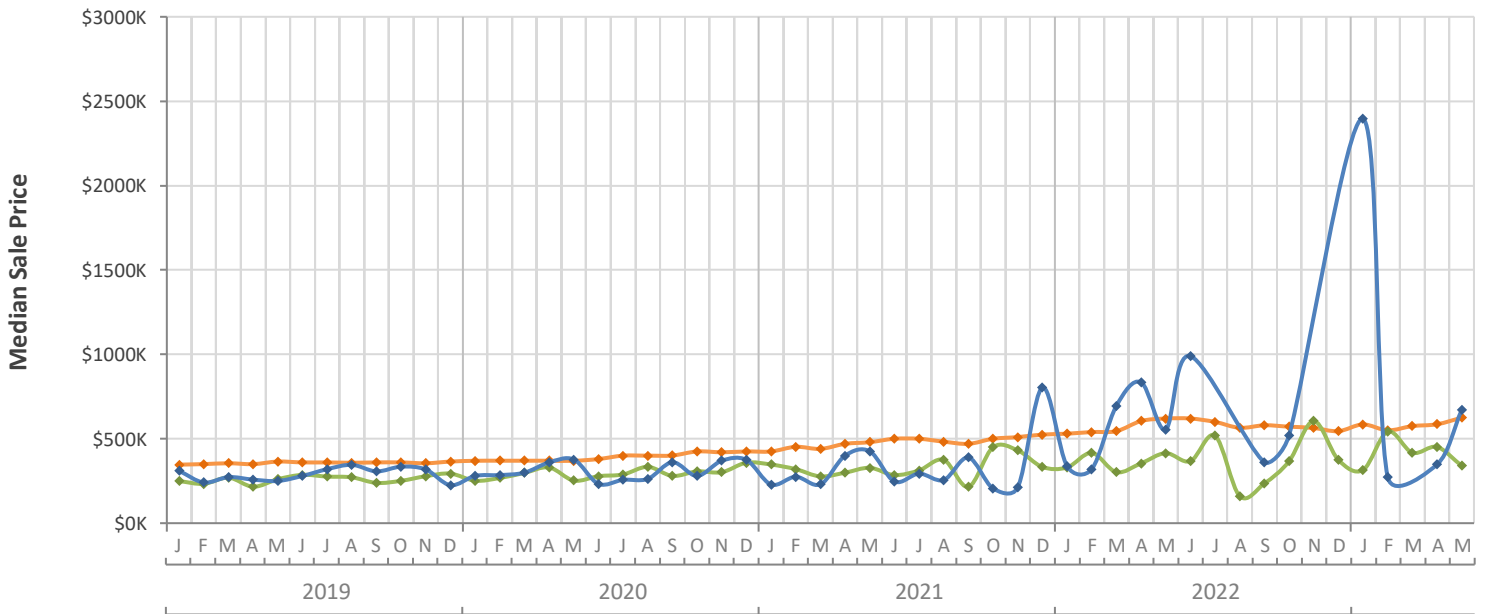
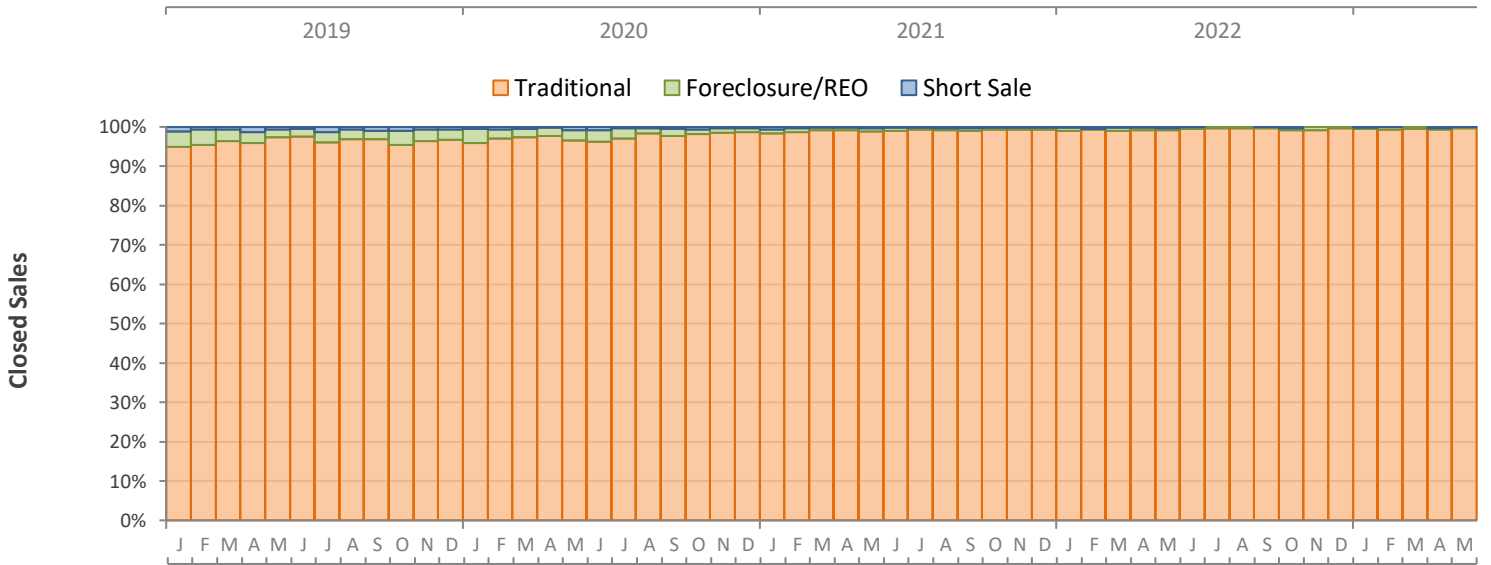
Monthly Distressed Market - May 2023

Single-Family Homes

Palm Beach County



		May 2023	May 2022	Percent Change Year-over-Year
Traditional	Closed Sales	1,454	1,513	-3.9%
	Median Sale Price	\$625,000	\$620,000	0.8%
Foreclosure/REO	Closed Sales	5	9	-44.4%
	Median Sale Price	\$340,000	\$415,000	-18.1%
Short Sale	Closed Sales	1	5	-80.0%
	Median Sale Price	\$670,000	\$555,000	20.7%



Produced by Florida REALTORS® with data provided by Florida's multiple listing services. Statistics for each month compiled from MLS feeds on the 15th day of the following month. Data released on Thursday, June 22, 2023. Next data release is Thursday, July 20, 2023.