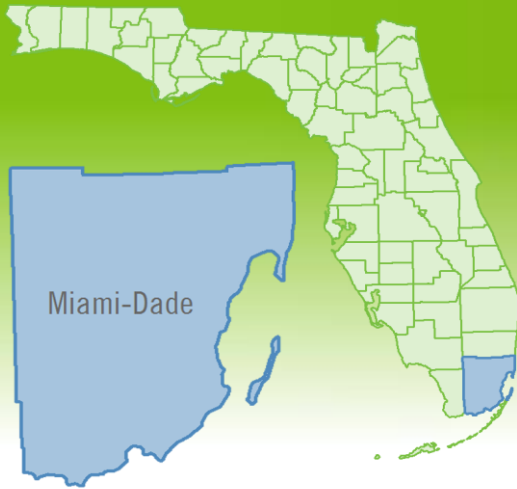


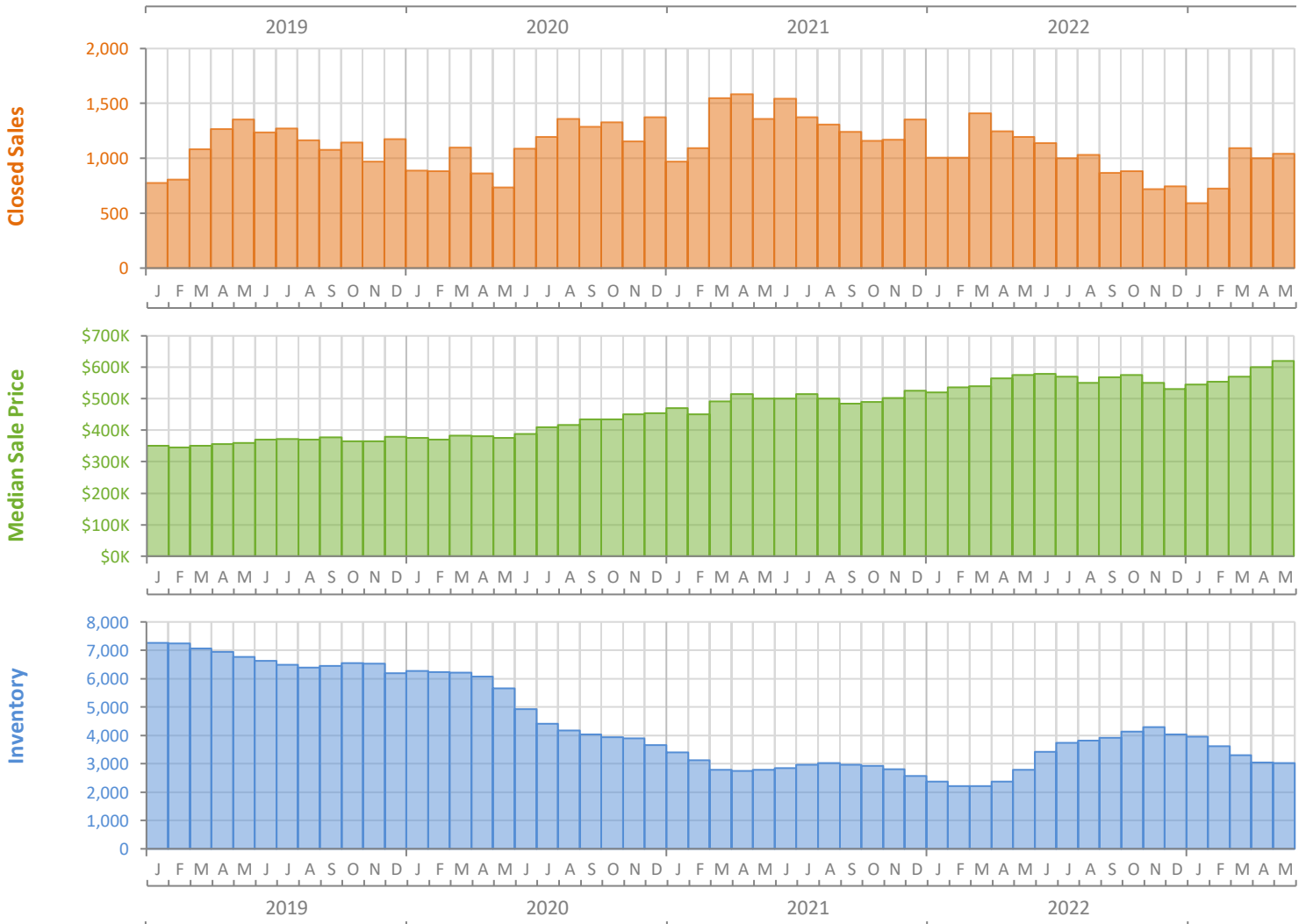
Monthly Market Summary - May 2023

Single-Family Homes

Miami-Dade County



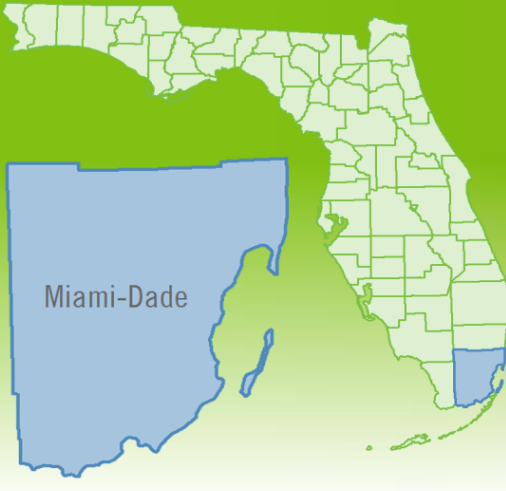
	May 2023	May 2022	Percent Change Year-over-Year
Closed Sales	1,040	1,193	-12.8%
Paid in Cash	253	363	-30.3%
Median Sale Price	\$620,000	\$575,000	7.8%
Average Sale Price	\$1,036,150	\$1,091,148	-5.0%
Dollar Volume	\$1.1 Billion	\$1.3 Billion	-17.2%
Med. Pct. of Orig. List Price Received	96.8%	100.0%	-3.2%
Median Time to Contract	27 Days	14 Days	92.9%
Median Time to Sale	71 Days	58 Days	22.4%
New Pending Sales	1,093	1,201	-9.0%
New Listings	1,336	1,813	-26.3%
Pending Inventory	1,709	2,161	-20.9%
Inventory (Active Listings)	3,018	2,790	8.2%
Months Supply of Inventory	3.3	2.2	50.0%



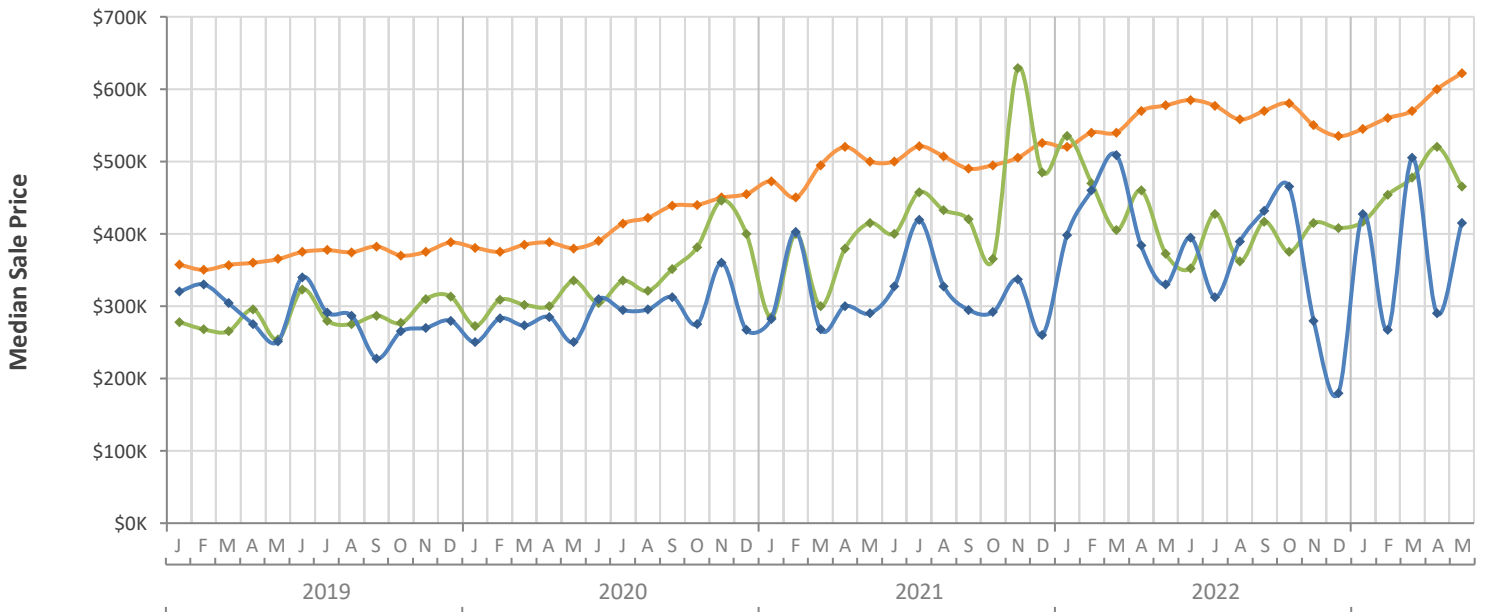
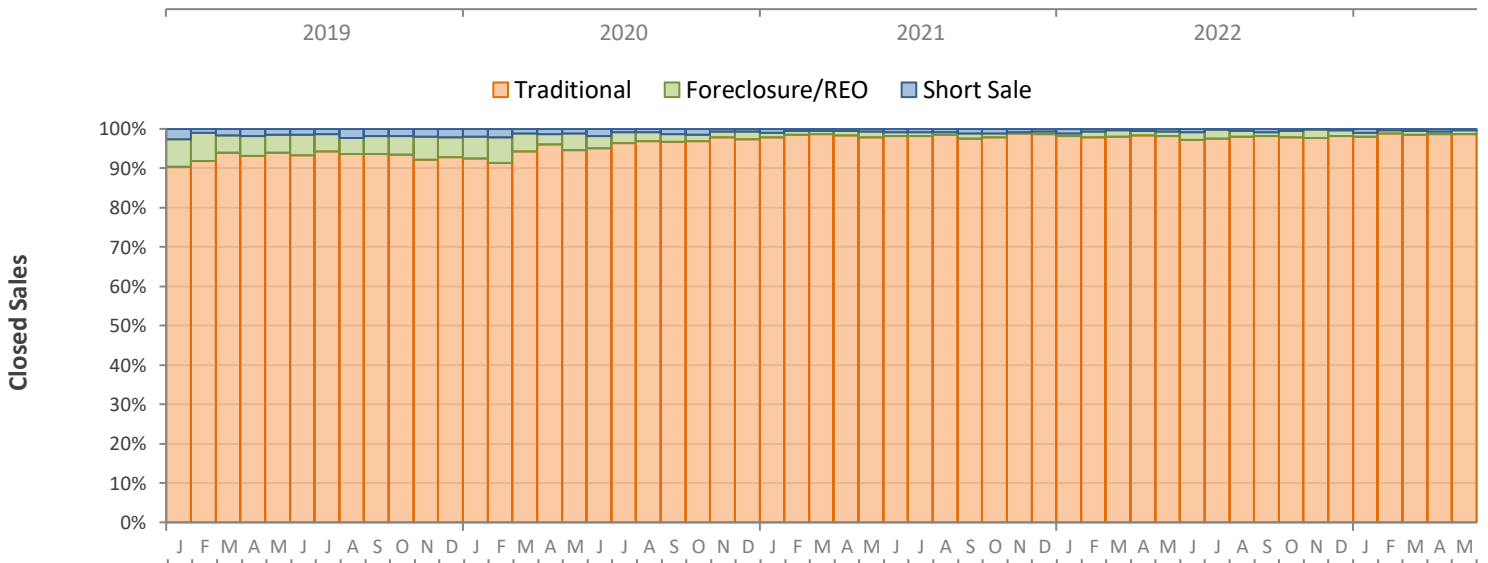
Monthly Distressed Market - May 2023

Single-Family Homes

Miami-Dade County



		May 2023	May 2022	Percent Change Year-over-Year
Traditional	Closed Sales	1,027	1,172	-12.4%
	Median Sale Price	\$622,000	\$577,500	7.7%
Foreclosure/REO	Closed Sales	10	12	-16.7%
	Median Sale Price	\$465,750	\$372,500	25.0%
Short Sale	Closed Sales	3	9	-66.7%
	Median Sale Price	\$415,000	\$330,000	25.8%



Produced by Florida REALTORS® with data provided by Florida's multiple listing services. Statistics for each month compiled from MLS feeds on the 15th day of the following month. Data released on Thursday, June 22, 2023. Next data release is Thursday, July 20, 2023.