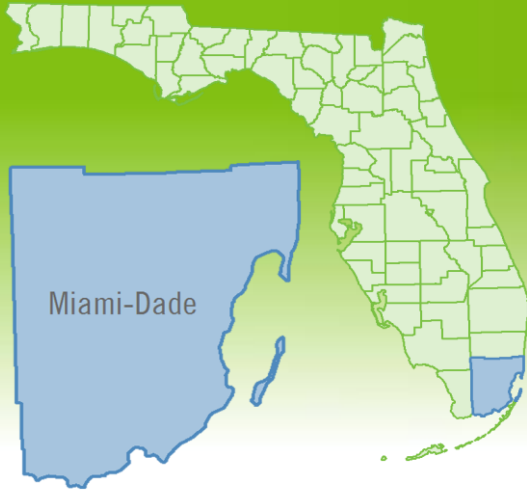


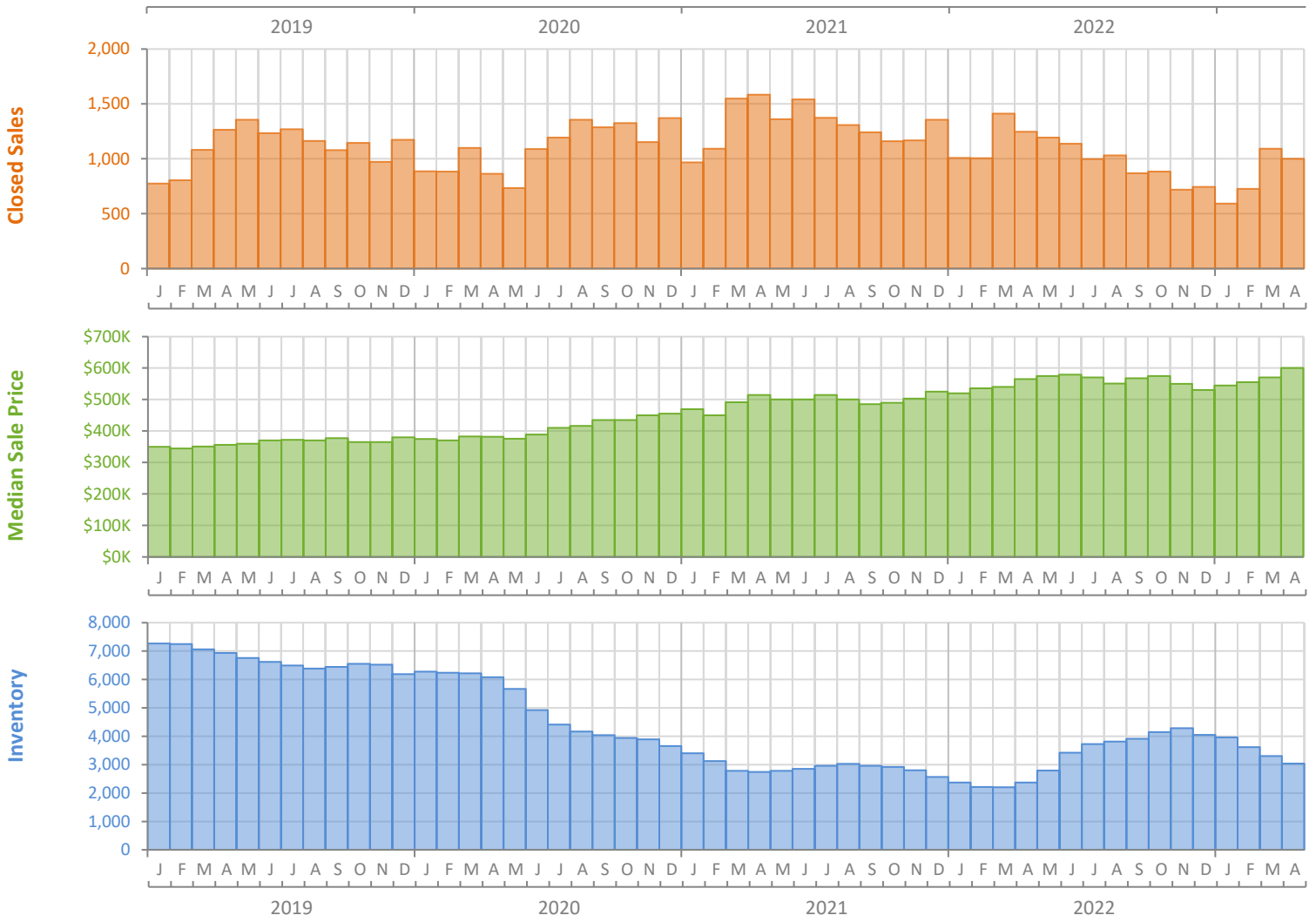
Monthly Market Summary - April 2023

Single-Family Homes

Miami-Dade County



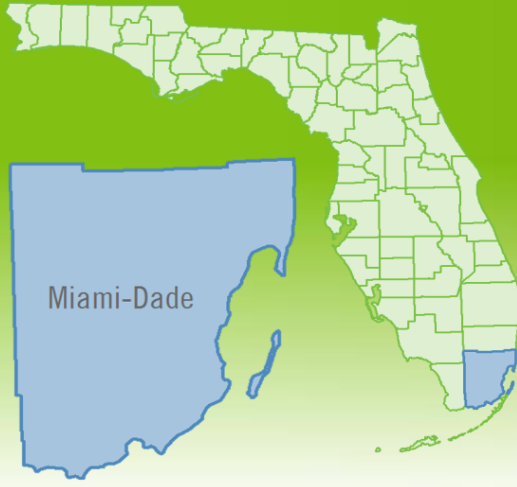
	April 2023	April 2022	Percent Change Year-over-Year
Closed Sales	1,000	1,246	-19.7%
Paid in Cash	227	355	-36.1%
Median Sale Price	\$600,000	\$565,000	6.2%
Average Sale Price	\$923,925	\$1,011,245	-8.6%
Dollar Volume	\$923.9 Million	\$1.3 Billion	-26.7%
Med. Pct. of Orig. List Price Received	96.6%	100.0%	-3.4%
Median Time to Contract	30 Days	14 Days	114.3%
Median Time to Sale	71 Days	59 Days	20.3%
New Pending Sales	1,107	1,320	-16.1%
New Listings	1,151	1,647	-30.1%
Pending Inventory	1,796	2,338	-23.2%
Inventory (Active Listings)	3,036	2,366	28.3%
Months Supply of Inventory	3.3	1.9	73.7%



Monthly Distressed Market - April 2023

Single-Family Homes

Miami-Dade County



		April 2023	April 2022	Percent Change Year-over-Year
Traditional	Closed Sales	986	1,225	-19.5%
	Median Sale Price	\$600,000	\$570,000	5.3%
Foreclosure/REO	Closed Sales	7	15	-53.3%
	Median Sale Price	\$520,000	\$460,000	13.0%
Short Sale	Closed Sales	7	6	16.7%
	Median Sale Price	\$290,000	\$384,000	-24.5%

