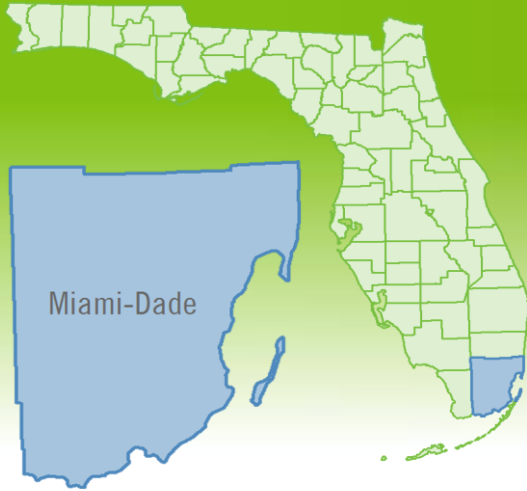


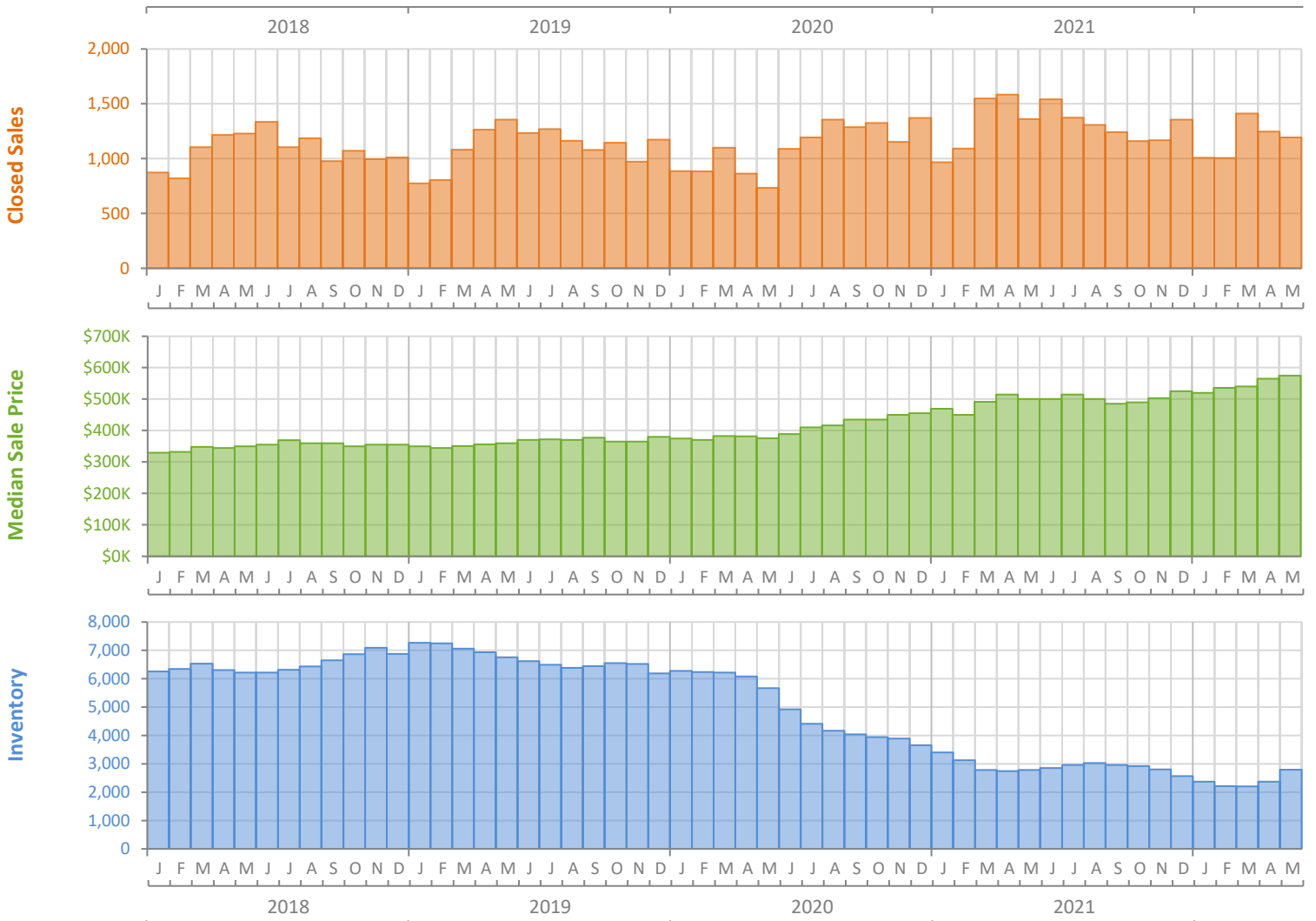
# Monthly Market Summary - May 2022

## Single-Family Homes

### Miami-Dade County



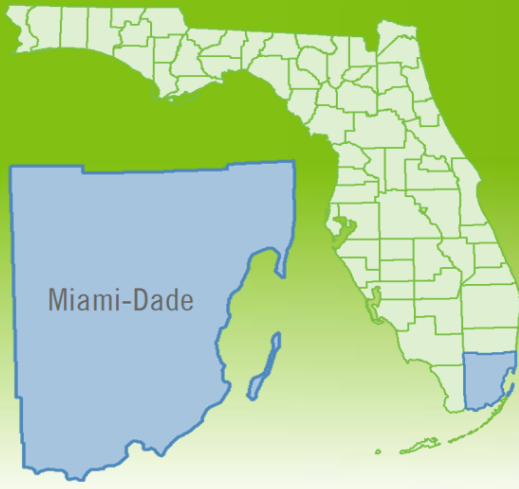
	May 2022	May 2021	Percent Change Year-over-Year
Closed Sales	1,193	1,360	-12.3%
Paid in Cash	363	326	11.3%
Median Sale Price	\$575,000	\$500,000	15.0%
Average Sale Price	\$1,091,148	\$1,043,932	4.5%
Dollar Volume	\$1.3 Billion	\$1.4 Billion	-8.3%
Med. Pct. of Orig. List Price Received	100.0%	98.7%	1.3%
Median Time to Contract	14 Days	18 Days	-22.2%
Median Time to Sale	58 Days	67 Days	-13.4%
New Pending Sales	1,201	1,620	-25.9%
New Listings	1,813	1,826	-0.7%
Pending Inventory	2,161	3,150	-31.4%
Inventory (Active Listings)	2,790	2,784	0.2%
Months Supply of Inventory	2.2	2.2	0.0%



# Monthly Distressed Market - May 2022

## Single-Family Homes

### Miami-Dade County



		May 2022	May 2021	Percent Change Year-over-Year
Traditional	Closed Sales	1,172	1,330	-11.9%
	Median Sale Price	\$577,500	\$500,000	15.5%
Foreclosure/REO	Closed Sales	12	21	-42.9%
	Median Sale Price	\$372,500	\$415,000	-10.2%
Short Sale	Closed Sales	9	9	0.0%
	Median Sale Price	\$330,000	\$290,000	13.8%

