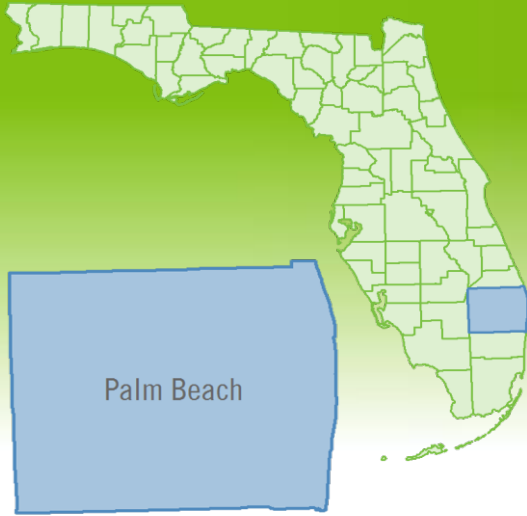


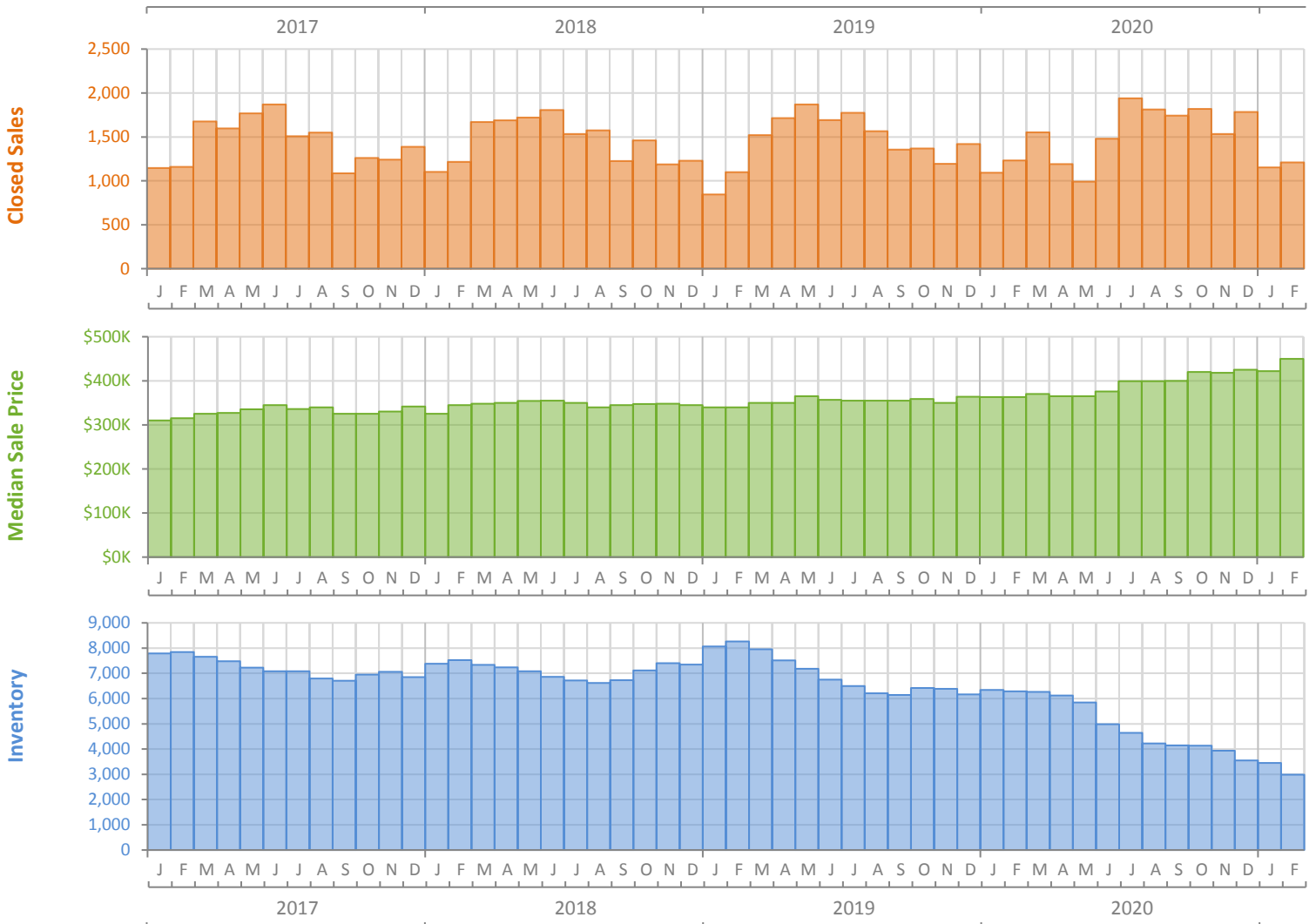
Monthly Market Summary - February 2021

Single Family Homes

Palm Beach County



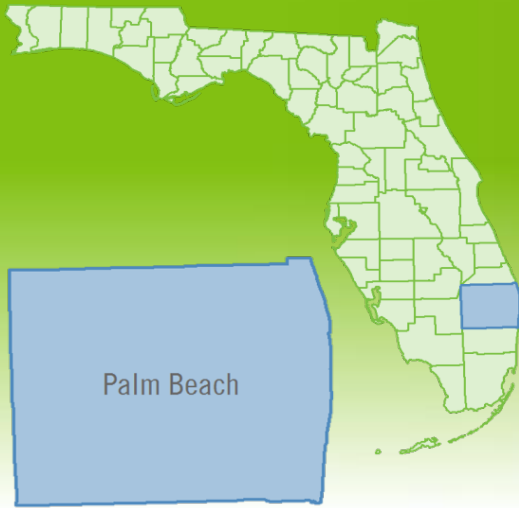
	February 2021	February 2020	Percent Change Year-over-Year
Closed Sales	1,211	1,233	-1.8%
Paid in Cash	496	438	13.2%
Median Sale Price	\$450,000	\$363,000	24.0%
Average Sale Price	\$845,677	\$608,819	38.9%
Dollar Volume	\$1.0 Billion	\$750.7 Million	36.4%
Med. Pct. of Orig. List Price Received	96.6%	95.0%	1.7%
Median Time to Contract	30 Days	61 Days	-50.8%
Median Time to Sale	73 Days	103 Days	-29.1%
New Pending Sales	1,975	1,898	4.1%
New Listings	1,763	2,039	-13.5%
Pending Inventory	4,100	2,958	38.6%
Inventory (Active Listings)	2,987	6,282	-52.5%
Months Supply of Inventory	2.0	4.2	-52.4%



Monthly Distressed Market - February 2021

Single Family Homes

Palm Beach County



		February 2021	February 2020	Percent Change Year-over-Year
Traditional	Closed Sales	1,195	1,197	-0.2%
	Median Sale Price	\$452,500	\$370,000	22.3%
Foreclosure/REO	Closed Sales	11	27	-59.3%
	Median Sale Price	\$320,000	\$267,750	19.5%
Short Sale	Closed Sales	5	9	-44.4%
	Median Sale Price	\$275,000	\$285,000	-3.5%

