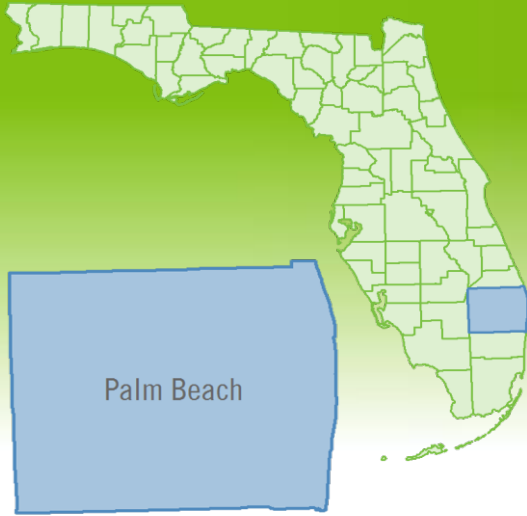


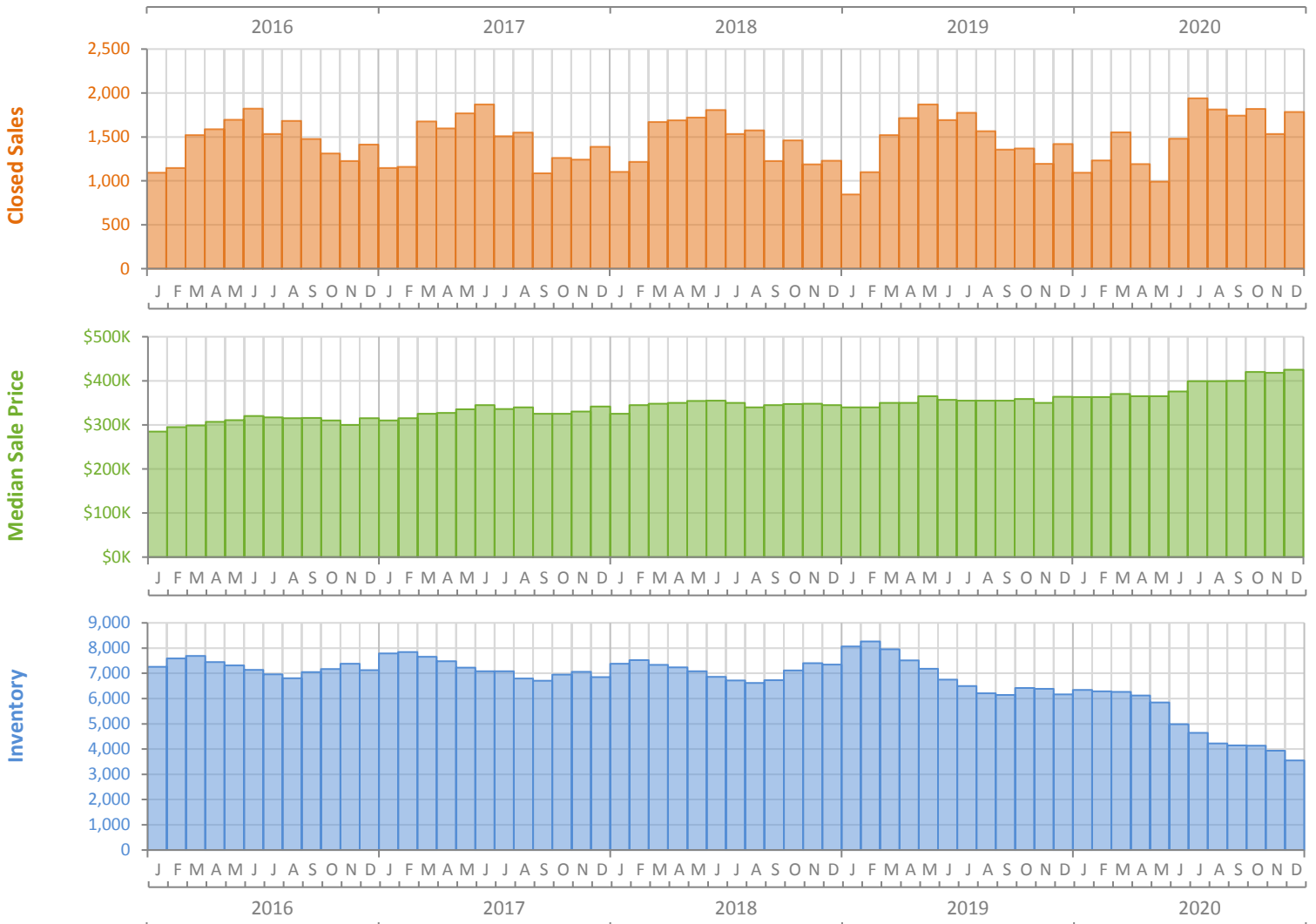
Monthly Market Summary - December 2020

Single Family Homes

Palm Beach County



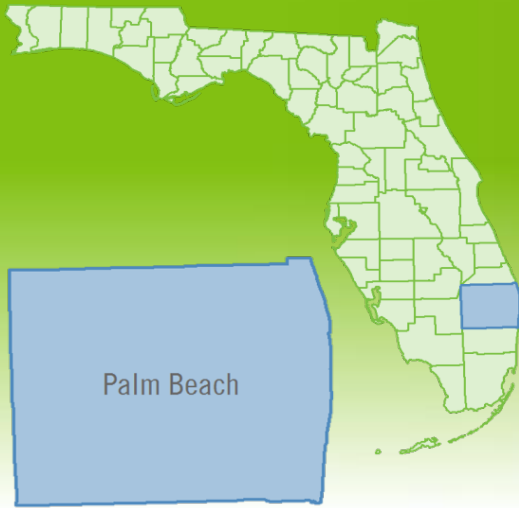
	December 2020	December 2019	Percent Change Year-over-Year
Closed Sales	1,784	1,420	25.6%
Paid in Cash	613	464	32.1%
Median Sale Price	\$425,000	\$364,000	16.8%
Average Sale Price	\$855,831	\$494,689	73.0%
Dollar Volume	\$1.5 Billion	\$702.5 Million	117.4%
Med. Pct. of Orig. List Price Received	96.8%	95.3%	1.6%
Median Time to Contract	28 Days	43 Days	-34.9%
Median Time to Sale	71 Days	81 Days	-12.3%
New Pending Sales	1,663	1,209	37.6%
New Listings	1,491	1,395	6.9%
Pending Inventory	2,901	2,003	44.8%
Inventory (Active Listings)	3,551	6,162	-42.4%
Months Supply of Inventory	2.3	4.2	-45.2%



Monthly Distressed Market - December 2020

Single Family Homes

Palm Beach County



		December 2020	December 2019	Percent Change Year-over-Year
Traditional	Closed Sales	1,759	1,374	28.0%
	Median Sale Price	\$425,000	\$365,000	16.4%
Foreclosure/REO	Closed Sales	18	36	-50.0%
	Median Sale Price	\$358,450	\$293,750	22.0%
Short Sale	Closed Sales	7	10	-30.0%
	Median Sale Price	\$375,000	\$225,000	66.7%

